

ENR THE TOP 400

Overview p. 56 // 2020-21 at a Glance p. 56 // Profitability Analysis p. 56 // Revenue Volume p. 56 // Backlog Analysis p. 56 // Markets' Share of Total Revenue p. 57 // Domestic Staff Hiring p. 57 // International Staff Hiring p. 57 // International Market Analysis p. 58 // A Decade of Contracting Revenue p. 58 // Petroleum Fizzles p. 60 // Top 400 Dialogue p. 62 // Top 20 by Sector pp. 64, 66 // Sukut Moves Earth in Redlands, Calif. p. 68 // Top 100 by New Contracts p. 70 // Top 50 Contractors Working Abroad p. 72 // Top 50 Domestic Heavy Contractors p. 74 // Top 50 Domestic General Building Revenue p. 75 // How to Read the Tables p. 75 // Top 400 List p. 77 // Where To Find the Top 400 // p. 87

CATCHING RAYS

Burns & McDonnell (No. 45) began construction on a 50-MW solar farm in Troy, Ind. The project consists of about 150,000 solar panels covering 300 acres.



PHOTO COURTESY BURNS & MCDONNELL

NUMBER 45

The Pandemic's Second Act

Many ENR Top 400 Contractors plan a return to normal, but will the COVID-19 vaccine be a shot in the arm or a shot in the dark? By Emell Adolphus



Last year, as the world came apart, contractors hatched a plan to come together. Determined to keep jobsites open and deemed essential around the U.S., a group of construction contractors partnered on turnkey COVID-19 prevention protocols for all companies to use. As statewide pandemic policies changed overnight, these competing firms focused less on winning and turned to the challenge of stopping everyone from losing.

“We do quite a bit of importing from China, so we definitely had an early pulse that COVID-19 was going to negatively impact the U.S. the way it tremendously did,” says Bob Clark, executive chairman of Clayco, a Chicago-based company that operates 13 hours behind China. In a “barrage of phone calls” and “feverish” 20-hour workdays, he says the company brought customers, craftworkers, the Centers for Disease Control and Prevention (CDC), competing firms and even the White House to the decision-making table in real time.

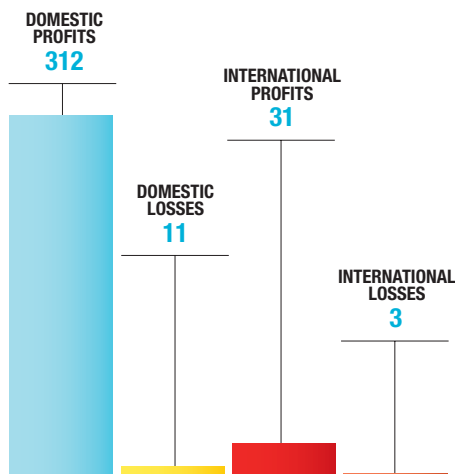
“Our safety people led those calls,” Clark explains. “We wanted a working document in which we all had

input—because the next step was to go to various governors to approve our guidelines,” he adds. “It was a trying time. It was very fast-paced, really long days, but it was really worth it.”

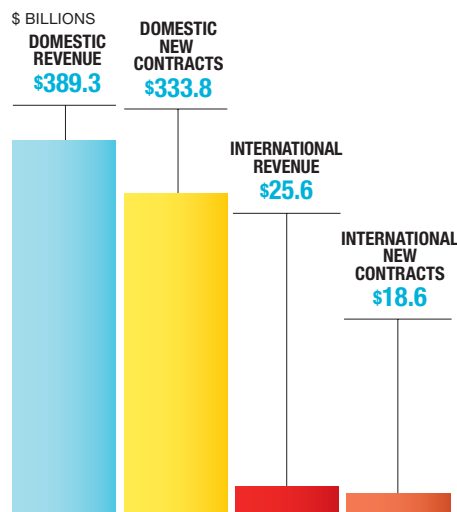
This year’s Top 400 Contractors revenue results don’t immediately show how virus prevention methods changed productivity among firms. But numbers do show that securing construction’s essential status helped contractors avoid devastating losses. Despite the pandemic, aggregate 2020 revenue for the Top 400 reached \$414.88 billion, 0.12% more than on last year’s list—another record year, albeit by a small margin.

2020-21 at a Glance

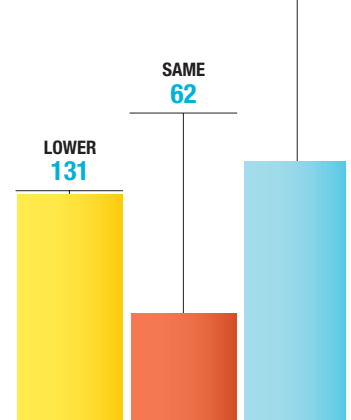
NUMBER OF FIRMS REPORTING PROFITABILITY



VOLUME

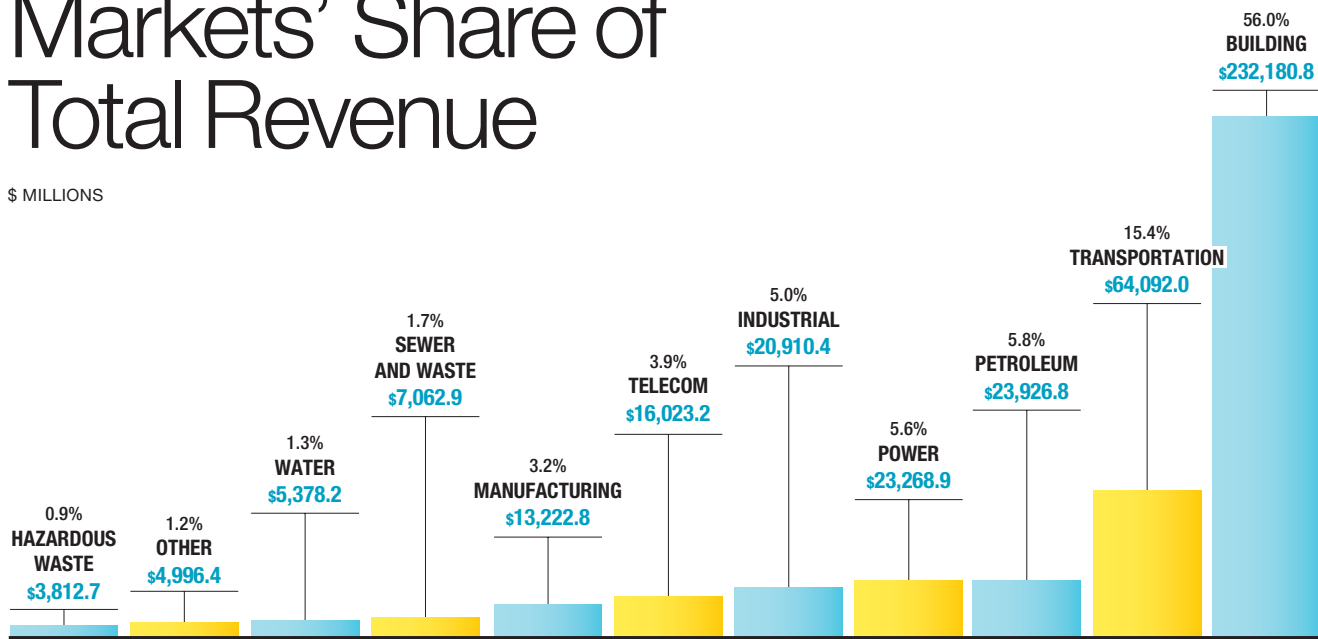


NUMBER OF FIRMS REPORTING SIZE OF BACKLOG



Markets' Share of Total Revenue

\$ MILLIONS



ONLY INCLUDES DATA FROM FIRMS ON THE TOP 400 LIST.

Contractors expect increased vaccinations to revive markets, but the vaccine is far from being a panacea for construction's looming workforce shortages. Entering the pandemic's second act, contractors are searching for solid footing in uncertain times.

Open for Business

The new normal arrived overnight. Top 400 firm reported moving thousands of employees off site and online in days. "Like most companies, we learned that our office support staff could work remotely without a significant impact to productivity," says Scott Parrish, president at water and wastewater construction contractor Garney. After an initial work-from-home culture shock, many firms dug into different ways to unite employees remotely. Video conferencing software and daily project management platforms such as Microsoft Teams, Slack, monday.com and Trello helped office operations come together in the cloud.

On the ground, project management software brought collaborators and project stakeholders together from a safe distance. "Aside from using Microsoft Teams to chat, collaborate and meet, we've

378

Firms on the list also sent in surveys in 2020.

60.7%

Firms with fewer new contracts in 2020.

55.2%

Firms reporting revenue increased from 2019-20.

invested heavily in Autodesk BIM 360 for project management and have scaled up to encompass the vast majority of our projects over the past 18 months," says Chuck Binkowski, COO and executive vice president at Barton Malow Holdings. "We've also invested in tools such as Textura to add more transparency to our pay request process."

An ecosystem of new and existing project management and cloud-based applications also bolstered remote business operations for many firms

"The scale and the complexity of the projects in our marketplace have made collaboration necessary for a successful project," explains John Cowles, COO of Hathaway Dinwiddie Construction Co. "Simply put, today's projects cannot be completed without a team environment and the easy exchange of information among stakeholders. We use a variety of programs including Procure and Autodesk BIM 360 Collaborate Pro to freely exchange information through the team."

Hardware in the form of personal protective equipment (PPE) for craftworkers was an unexpected cost for many firms initially. But face masks, hand sanitizer and increased hygiene stations now are commonplace. Among jobsite participants, limiting contact points

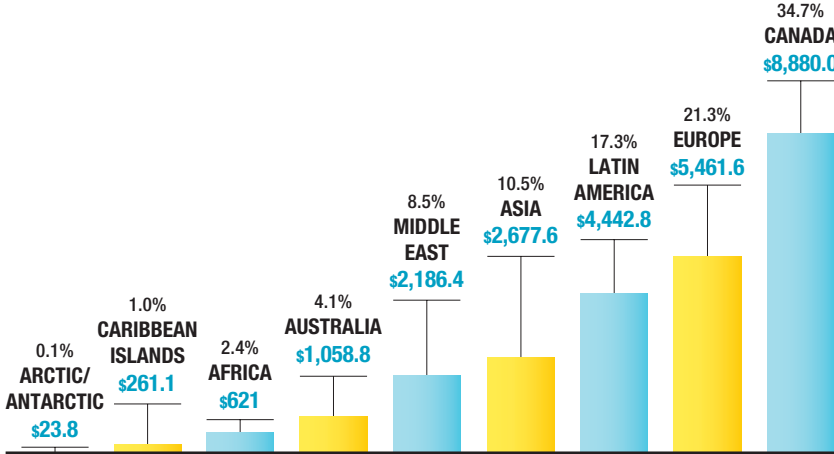


SOURCE: ENR

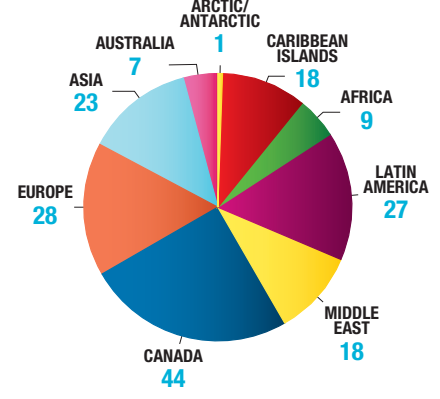
ONLY INCLUDES DATA FROM FIRMS ON THE TOP 400 LIST.

International Market Analysis

\$ MILLIONS
SOURCE: ENR



NUMBER OF FIRMS IN EACH REGION



*DATA FOR ASIA AND AUSTRALIA HAD BEEN REPORTED TOGETHER IN PREVIOUS YEARS.

became part of project planning. “When it comes to hardware, we’ve deployed field kiosks to each jobsite so everyone can access the current documents,” says Binkowski. To keep jobsite workers current on health screenings, Moss Construction deployed JobSiteCare, a physician-led telehealth platform that provides immediate triage, diagnosis and guided treatment services for ill or injured workers. “In 2019, we introduced JobSiteCare as a pilot program for teams on our solar energy projects, which tend to be in remote locations,” explains CEO Scott Moss. “We were delighted to find that employees and subcontractors participating in the pilot program were extremely happy with the rapid and personalized health care they were getting. Better yet, they were experiencing better medical outcomes and returning to work faster.”

As a preemptive strike against the pandemic, JobSiteCare was made available to all Moss employees and subcontractors. “We quickly adopted industry and CDC guidelines and designated a COVID-19 coordinator for every jobsite to ensure compliance and a safe environment,” says Moss. Over the year, JobSiteCare treated 1,579 workers on site, 70% of which were subcontractors. “The team’s physicians and staff managed workers’ cases from start to finish, leading to maximum medical improvement as quickly as possible while en-



“We quickly adopted industry and CDC guidelines and designated a COVID-19 coordinator for every jobsite to ensure compliance and a safe environment.”

Scott Moss,
CEO, Moss
Construction

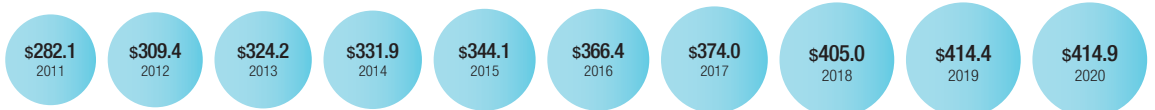
suring optimal local and federal OSHA compliance.” Lost time incidents were reduced by 75%.

Abundant Backlogs

Despite initial jobsite disruptions, most Top 400 general contractors and construction management companies leaned on projects in their pipelines to keep 2020 revenue strong. A majority of firms reported backlog abundance from a strong 2019. More than a few mid-size firms report backlogs that can carry them as far as second quarter of 2022. Larger firms report backlogs lasting well into 2023. Quickly implementing CDC guidelines saved many firms from having to furlough, lay off or cut staff.

“Following the CDC guidelines was absolutely crucial to our survival last year. It really saved us because we weren’t going to have a business without it,” says Turner Construction Co. President and CEO Peter Davoren. “So we were able to continue to function all through COVID after a slippery slope in the second quarter of last year.” Collaborating with competing contractors early on helped firms figure out their options. “It was an interesting dynamic,” he adds. “You would talk to one competitor, who would say, ‘Well we are just concentrating on letting people go and furloughing people.’ Other

COMPARING THE PAST DECADE’S CONTRACTOR REVENUE
\$ BILLIONS
SOURCE: ENR



companies were saying no, we have to figure out this CDC [guidance].” Davoren says that Clayco executives Bob Clark and Russ Burns “gave us information about what they were doing. We reciprocated, so we shared that information to keep people together.”

No one left behind and no one out of a job was the goal, says Davoren. “Turner has 10,000 employees; we employ about 120,000 construction workers. We didn’t want to see anyone go to the unemployment line. Next thing you know, competitors are talking to each other all the time and we were collaborating on how to make the industry better.”

Those firms included Clayco, the Walsh Group,

Kiewit, AECOM Hunt and Tishman, Gilbane, McKissack, Mortenson, DPR Construction, McCarthy and Clark, among others, according to Davoren.

“They were all vocal about what they were doing, and we were all learning from each other. It was quite an extraordinary event” to have so many contractors working together, Davoren says. “Our industry was able to trip, fall, get up, brush itself off, and continue to build [what] we set out to build from the beginning. It was really one of the more profound things that I’ve ever seen our industry do.”

Hard Numbers

The median revenue for Top 400 listed contractors jumped to \$501.9 million in 2020 from \$492 million in 2019. Nearly half of the Top 50 firms increased revenue while upper middle-tier firms stayed strong. Revenue from mid-tier firms generally outpaced firms at the same ranks last year. Of the 150 firms ranked between numbers 150 and 300, 138 had more revenue than that group had last year.

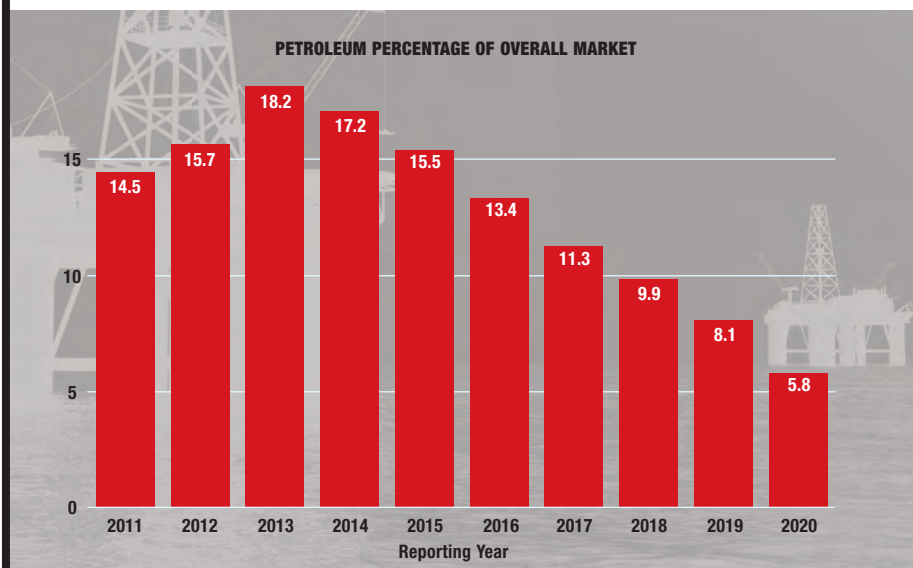
Several firms ranked last year did not participate in this year’s ranking for various reasons. SNC-Lavalin Inc. says it has chosen to focus on higher-margin engineering services and exit fixed-price construction after losses last year.

Houston-based KBR Inc., which ranked at No. 35 last year, told ENR that its current structure as a “high-end solutions-oriented organization” no longer fit the survey profile. Also missing is McDermott International. Ranked No. 6 on the 2020 Top 400 list, ENR reported that the company filed for bankruptcy protection in January 2020. Emerging from Chapter 11 last summer, the company announced restructuring plans. Together, those firms’ revenue totaled \$10 billion on last year’s list. However, the return of Fluor Corp. and Worley to the Top 400 after not filing for the 2020 list more than made up for that revenue.

Half of the top 50 contractors

Long-term Trends | By Jonathan Keller

Petroleum Fizzles



Over the past decade, most construction markets tracked by ENR have seen growth, or at least, relative stability for Top 400 firms. The notable exception is the petroleum market, which has shrunk from a high of \$59 billion in 2013 overall firm revenue to just over \$23 billion for reporting year 2020—a 59% drop. The 2021 list does not include McDermott International, last year’s top sector contractor with \$6.8 billion in revenue. The return of Fluor Corp. and Worley to the list provides \$4.6 billion in missing revenue. But even if McDermott revenue from last year’s ranking was added to the 2021 results, petroleum revenue still would have fallen by almost \$3 billion between 2019 and 2020.

The push for renewable energy appears to be driving much of petroleum’s decline. Revenue grew 185% between 2015 and 2019 among firms

ranked on the ENR Sourcebook wind submarket list, available at enr.com/toplists. The pandemic may have accelerated the trend.

“We’re starting to see owner companies use renewables and sustainability projects as one way to spend their capital wisely and for future investment,” says Dave Nispel, managing director of refining at Burns & McDonnell. Nispel sees long-term financial incentives of developing under-explored technologies such as green hydrogen.

Democratic lawmakers plan to introduce a bill creating a tax credit for sustainable aviation fuel. “The lower the carbon intensity score, the more credits the fuel receives,” says Nispel. “These incentives and market drivers are really opening the doors to further exploration of first-of-a-kind technologies.”

The Top 400 Dialogue

What would you say continues to be the No. 1 request from project owners?

45

**MATT RALSTON, SENIOR VP
BURNS & MCDONNELL**
Kansas City, Mo.

In times of schedule pressure, uncertainty and variability, clients are looking for safe, predictable outcomes for their projects, regardless of industry. Early cost and schedule certainty is ultimately what clients want.



44

**SARA CARMODY, SENIOR VP
HATHAWAY DINWIDDIE**
San Francisco

The No. 1 issue for contractors is taking on increased design-related responsibility with more cost certainty; more cost certainty with less design certainty.



6

**JAMES DONAGHY, CHAIRMAN
STO BUILDING GROUP**
New York City

As clients contemplate future projects, their main concerns focus on impacts from the pandemic, especially to the schedule and budget, which continue to be impacted by supply chain delay and material cost escalation.



11

**MICHAEL MCKELVY, CEO
GILBANE BUILDING CO.**
Providence, R.I.

I would say that there are three areas that our customers seem highly focused on: safety, innovation and inclusion. As a result of COVID-19, we will see lasting change on our jobsites.



51

**STEPHEN GRAY, CEO
GRAY CONSTRUCTION**
Lexington, Ky.

Requests to increase the speed to market drive many projects. From greenfield to brownfield, line upgrades, automation and controls' integration, our customers are responding to a changing market.



What leading trends do you see in construction, labor and project delivery?

55

**SHELBY BARBIER, PRESIDENT
BLACK & VEATCH**
Overland Park, Kan.

The digitization of work continues to be a commanding trend across the industry. Today, every project has a digital component, e.g., digital twins, data analytics, data capture. We are investing more in modeling.



104

**TURNER BURTON, PRESIDENT
HOAR CONSTRUCTION**
Birmingham, Ala.

Modular and prefabricated construction elements are more popular. When the scope of the project allows for modular bathroom pods and prefabricated exterior skins to be cost effective, they solve a number of challenges.



364

**JOSEF RETTMAN, PRESIDENT
NEI GENERAL CONTRACTING**
Randolph, Mass.

COVID-19 has hampered and slowed down the productivity rate of almost all types of construction. There is no question that it is hampering all field activities across all of our projects.



93

**SCOTT PARRISH, PRESIDENT
GARNEY**
Kansas City, Mo.

We see trends in project delivery options that allow owners to consider factors beyond low price. Project size continues to grow, ensuring owners receive proposals from well-established contractors.



355

**ALAN R. ELIA JR., CEO
SEVENSON**
Niagara Falls, N.Y.

On the federal side, we see more regulations that allow government agencies to receive small-business credit. On the private side, we see a renewed push for liability transfer, and contractors and A&E firms taking "ownership."



The Top 20 Contractors by Sector

1		TRANSPORTATION	
RANK		Top 20 Revenue: \$36.3 Billion	REVENUE
2021 2020		Top 20 Market Share: 55.8%	IN \$ MIL.
1	2	TUTOR PERINI CORP.	3,324.9
2	1	KIEWIT CORP.	3,231.4
3	5	THE WALSH GROUP	3,004.6
4	4	SKANSKA USA	2,786.7
5	6	DRAGADOS	2,684.0
6	**	GRANITE CONSTRUCTION INC.	2,412.7
7	**	FERROVIAL US CONSTRUCTION CORP.	2,004.2
8	8	HENSEL PHELPS	1,982.8
9	7	COLAS INC.	1,910.0
10	3	BECHTEL	1,733.0
11	9	FLATIRON CONSTRUCTION	1,545.0
12	10	CLARK GROUP	1,298.6
13	**	FLUOR	1,266.1
14	12	THE TURNER CORP.	1,149.4
15	15	OHL USA INC.	1,078.0
16	14	LANE INDUSTRIES INC.	1,031.2
17	13	EUROVIA USA	1,018.7
18	18	AUSTIN INDUSTRIES	978.2
19	19	AMES CONSTRUCTION INC.	969.0
20	**	THE KOKOSING GROUP OF COS.	925.5

2		PETROLEUM	
RANK		Top 20 Revenue: \$22.7 Billion	REVENUE
2021 2020		Top 20 Market Share: 94.1%	IN \$ MIL.
1	**	FLUOR	3,153.1
2	4	KIEWIT CORP.	2,410.5
3	3	TURNER INDUSTRIES GROUP LLC	2,270.9
4	2	BECHTEL	2,254.0
5	7	MICHEL'S CORP.	1,574.1
6	5	S&B ENGINEERS AND CONSTRUCTORS	1,546.7
7	**	WORLEY	1,507.4
8	9	WOOD	1,436.1
9	6	ZACHRY GROUP	1,389.7
10	10	PERFORMANCE CONTRACTORS INC.	1,074.1
11	8	STRIKE	967.0
12	12	MATRIX SERVICE CO.	570.8
13	15	AEGION CORP.	486.6
14	18	CAJUN INDUSTRIES HOLDINGS LLC	413.2
15	14	BURNS & MCDONNELL	409.1
16	17	APTIM	402.5
17	16	PCL CONSTRUCTION	313.7
18	**	AUSTIN INDUSTRIES	188.2
19	**	ASRC INDUSTRIAL SERVICES	169.6
20	**	BLACK & VEATCH	132.8

3		POWER	
RANK		Top 20 Revenue: \$18.4 Billion	REVENUE
2021 2020		Top 20 Market Share: 78.4%	IN \$ MIL.
1	1	BECHTEL	3,980.0
2	2	KIEWIT CORP.	2,043.4
3	3	MORTENSON	1,922.0
4	6	INFRA. AND ENERGY ALTERNATIVES	1,206.5
5	8	SWINERTON	1,035.1
6	4	DAY & ZIMMERMANN	986.0
7	11	MICHEL'S CORP.	870.9
8	9	BLACK & VEATCH	718.7
9	7	BURNS & MCDONNELL	592.6
10	19	MOSS	532.8
11	16	JINGOLI - DCO	529.0
12	**	MCCARTHY HOLDINGS INC.	520.2
13	**	UNITED E&C INC.	509.1
14	20	DEPCOM POWER	489.2
15	18	ELECTRICAL CONSULTANTS INC.	463.3
16	**	FAGEN INC.	416.9
17	**	BARTON MALOW HOLDINGS LLC	408.2
18	**	PCL CONSTRUCTION	398.2
19	14	FERREIRA CONSTRUCTION CO. INC.	387.8
20	12	WOOD	348.6

LISTS MAY INCLUDE FIRMS WHO DO NOT APPEAR ON THE TOP 400.

increased revenue relative to last year. However, large firms still had their ups and downs, Bechtel being a standout among those firms. The company lost its long-held top spot on the Top 400 list after revenue declined in nearly all of its market sectors. In a statement released March 31 along with the firm's annual report, CEO Brendan Bechtel deemed 2020 "the toughest in our company's history." Total revenue fell to \$17.6 billion, down from \$21.8 billion in 2018, and less than half of the \$39.4 billion recorded in 2013. The firm's backlog also fell to \$36.7 billion from \$38.3 billion in 2019—just 35% of the \$104.4 billion noted on the company's books in 2010.

In the statement about its earnings, Bechtel said the company lowered its cost structure, "making us more competitive." Bechtel's portfolio includes infrastructure, mining and petrochemical markets, and numerous projects for oil-producing Middle East countries—which are subject to price risks.

The change in revenue reflects a change in direction for the company and its customers, says Bechtel President and COO Craig Albert, who took over operations last September. "I'm really proud of how we responded to it," says Albert, explaining that the company already had a pandemic response for projects



"We have a really good safety culture in our company, and the industry has a good safety culture. I think that was a huge advantage."

Craig Albert, COO of Bechtel

overseas. "We immediately established a pandemic committee. It's all about how you protect your people in the main offices, at the jobsites—your craft labor, your subcontractors," he adds. "It's almost a triage mode of just how do you protect people."

The contractor also focused on protecting customer projects and investments. "We have a really good safety culture in our company, and the industry has a good safety culture. I think that was a huge advantage," says Albert. "As far as our customer missions are concerned, we actually drove all of our work forward. We exceeded our financial operating plan, so we found ways to deliver." Included in that financial operating plan is Bechtel "allowing itself to get smaller."

Albert says that the company is "very careful about pursuing and winning work that we know we can execute, where the rewards outweigh the risks. The quality of our backlog is what allows that to happen." Albert adds that "if the market is conducive to being the biggest, then we are really happy with that. But if the market is not conducive to being the biggest, we're happy to not be the biggest."

A year of global hardships and political divisiveness reshaped Bechtel's idea of success. "In many ways it's a year you'd like to forget, but from a performance

The Top 20 Contractors by Sector

4		INDUSTRIAL	
RANK		Top 20 Revenue: \$15.7 Billion	
2021 2020		Top 20 Market Share: 74.0%	
		REVENUE IN \$ MIL.	
1	**	FLUOR	3,542.9
2	1	BECHTEL	2,814.0
3	4	DPR CONSTRUCTION	1,194.1
4	**	CRB	722.3
5	10	ALBERICI-FLINTCO	658.3
6	7	HASKELL	641.5
7	15	MIRON CONSTRUCTION CO. INC.	605.7
8	3	GRAY CONSTRUCTION	589.1
9	12	STELLAR	554.1
10	14	DENNIS GROUP	545.8
11	6	THE YATES COS. INC.	510.0
12	5	THE TURNER CORP.	505.2
13	2	CR MEYER	478.3
14	13	IPS-INTEGRATED PROJ. SERVICES LLC	402.2
15	11	GILBANE BUILDING CO.	401.7
16	20	KLINGER COS. INC.	363.0
17	**	WOOD	319.4
18	18	LENLEASE	314.4
19	**	ZACHRY GROUP	302.0
20	**	CLAYCO	277.0

5		TELECOMMUNICATIONS	
RANK		Top 20 Revenue: \$14.8 Billion	
2021 2020		Top 20 Market Share: 91.4%	
		REVENUE IN \$ MIL.	
1	1	HOLDER CONSTRUCTION	2,593.0
2	2	THE WHITING-TURNER CONTR. CO.	1,709.9
3	4	DPR CONSTRUCTION	1,565.9
4	3	THE TURNER CORP.	1,508.6
5	6	HITT CONTRACTING INC.	1,053.8
6	**	FLUOR	909.7
7	5	FORTIS CONSTRUCTION INC.	860.0
8	7	BLACK & VEATCH	563.5
9	10	MORTENSON	558.3
10	9	STO BUILDING GROUP INC.	529.0
11	8	JE DUNN CONSTRUCTION GROUP	529.0
12	12	CLAYCO	507.0
13	14	CLUNE CONSTRUCTION	340.0
14	15	WALBRIDGE	285.9
15	**	CONGRUEX	247.0
16	19	THE WEITZ CO. & AFFILIATES	214.1
17	**	GRAY CONSTRUCTION	205.9
18	**	BRASFIELD & GORRIE L.L.C.	202.1
19	17	BECHTEL	187.0
20	13	HENSEL PHELPS	182.5

6		HAZARDOUS WASTE	
RANK		Top 20 Revenue: \$3.9 Billion	
2021 2020		Top 20 Market Share: 99.3%	
		REVENUE IN \$ MIL.	
1	**	FLUOR	1,539.0
2	1	BECHTEL	1,172.0
3	3	APTIM	289.3
4	5	SEVENSON ENVIRONMENTAL SVCS	239.6
5	4	ENTACT	236.4
6	18	SUKUT CONSTRUCTION LLC	94.7
7	10	EA ENG'G SCIENCE AND TECH. INC.	46.8
8	**	CDM SMITH	38.9
9	2	ECC	35.2
10	14	BURNS & MCDONNELL	32.9
11	9	GILBANE BUILDING CO.	27.7
12	**	WILLIAMS INDUSTRIAL SERVICES	27.3
13	11	TURNER INDUSTRIES GROUP LLC	25.9
14	**	SNC-LAVALIN INC.	22.4
15	**	JINGOLI - DCO	15.0
16	17	PARSONS	13.0
17	6	GOODFELLOW BROS.	12.2
18	15	THE WINTER CONSTRUCTION CO.	12.0
19	13	HALEY & ALDRICH INC.	11.8
20	20	GZA	10.9

LISTS MAY INCLUDE FIRMS WHO DO NOT APPEAR ON THE TOP 400.

standpoint and what our people did, it ironically was a year to remember,” Albert says.

If there is one thing contractors learned from 2020 market performance, it's the importance of flexibility. Firms with flexible services, revenue streams, project deliveries and business operations pivoted early and reaped big rewards. COVID-19 collided with business-as-usual on levels that observers say won't be fully understood for generations. Now with post-pandemic life on the horizon, as vaccinations expand, firms have the shot in the arm they need to innovate.

Better Ways

“The pandemic challenged us to find different and better ways for us to be successful in our industry,” says Stephen Gray, president and CEO of Gray Inc. Those “better ways” are here to stay. “Through creativity and flexibility, we found ways to continue being productive while keeping our team members safe,” he says.

Another firm that found strength in 2020's challenges is MW Builders. A strong company culture helped it pull through, says President Todd Winnerman. “This past year challenged our team along with the rest of the world, but through all of it, we've rallied around one another. All of our employee-owners dem-



“While [COVID-19 prevention protocols] have negatively affected productivity on jobsites accessed by vertical transportation, it also forced us to think differently.”

Dave Hall, CEO, Clune

onstrated tremendous determination, kindness and hard work.”

Winnerman adds, “We've only grown throughout the last year, and I think we came out of 2020 stronger as a company and as teammates.”

At Clune, COVID-19 prevention protocols have also improved company operations. While the pandemic “has negatively affected productivity on jobsites accessed by vertical transportation” due to social distancing on elevators and hoists for workers, says CEO Dave Hall, “it also forced us to think differently.” While safety “has always been our No. 1 focus, in the past 18 months, Clune has sped up some of our safety initiatives and increased the frequency of our safety training.”

With the recent CDC announcement that fully vaccinated people no longer need to wear face masks or social distance, contractors are entering the busy 2021 construction season with renewed optimism. As virus protocols ease, contractors expect a more flexible working model for jobsites and office operations.

“Workers are ready to come back, but under different conditions with more flexibility in their work locations and schedules,” says Bob Mullen, CEO of STO Building Group. “Many firms are gauging what other

companies do before committing to any changes,” he points out. “The big takeaway, as we see it, is that flexibility will continue to be key. Whether that’s a more fluid hoteling system in the office, the use of flex space facilities or other adjustments, workplaces must now accommodate more types of working than ever before and implement the technology to support employees both in the office and remote.”

As some firms count the days until they can do away with social distancing, others acknowledge that getting back to normal is contingent on vaccination rates at their firms. Still, the COVID-19 vaccines won’t cure construction’s looming staffing gaps.

The Big Short

Many firms predict multitiered worker shortages will be the biggest 2021 challenge. After an initial vaccination boom, states now report surpluses of



“Workers are ready to come back, but under different conditions with more flexibility in their locations and schedules.”

Bob Mullen, CEO, STO Building Group

vaccines as people refuse to take the shots or adopt a wait-and-see approach. Firms ponder whether this reluctance will slow the reopening of economies or if there will be enough vaccinated construction employees. Top 400 survey respondents say lower vaccination rates can increase risk of outbreaks, slow productivity, increase lead times and shortages and decrease project certainty.

On a jobsite, vaccinations should be considered another essential safety tool, says Clayco’s Clark. “I think if people don’t get vaccinated in larger numbers it will inhibit the urban cores to come back properly,” he says. “This could have a very negative impact on the overall U.S. economy, which has not been factored into the market. We see vaccinations as a strong tool in our safety program. Vaccines are the safety harnesses of today.”

Clark was an early proponent of COVID-19 vaccinations on jobsites.

The company then revealed plans to make them mandatory for all employees—with a few exemptions—so they could safely and physically return to work. Like most trends, a plan for similar policies began to take shape at other contracting firms. Then guidance from the U.S. Occupational Safety and Health Administration (OSHA) brought vaccination programs to a screeching halt.

Posted April 20 on its website, the agency advised that adverse employee reactions to the vaccine are recordable incidents at firms where vaccinations are mandatory. “The adverse reaction is recordable if it is a new case under [federal regulation] 29 CFR 1904.6 and meets one or more of the general recording criteria” in regulation 29 CFR 1904.7, OSHA wrote.

The news prompted contractors, including Clayco, to backstep and change mandates to “strongly encourage” employees to be vaccinated. OSHA’s position, firms alleged, directly conflicted with President Joe Biden’s wishes to increase vaccinations. But on May 20, the agency updated its position to say it would not enforce recording requirements until May 2022.

Landfill Excavation | By Emell Adolphus



Sukut Construction (**No. 313**) moves 2 million cu yd of material at a landfill excavation project in Redlands, Calif. Construction includes a desilting basin, two engineered stockpiles, 17 acres of composite geo-membrane liner, leachate collection and a stormwater system and paved haul road.

The Top 100 Contractors by New Contracts

RANK 2021		NEW CONTRACTS IN \$ MIL.	RANK 2021		NEW CONTRACTS IN \$ MIL.	RANK 2021		NEW CONTRACTS IN \$ MIL.
1	THE TURNER CORP.	15,028.00	36	LENLEASE	1,870.20	71	ALSTON CONSTRUCTION	1,100.00
2	STO BUILDING GROUP INC.	10,600.00	37	SOUTHLAND HOLDINGS LLC	1,801.00	72	PEPPER CONSTRUCTION	1,099.24
3	THE WHITING-TURNER CONTRACTING CO.	9,500.00	38	FORTIS CONSTRUCTION INC.	1,675.00	73	BL HARBERT INTERNATIONAL	1,085.49
4	FLUOR	9,004.90	39	FLATIRON CONSTRUCTION	1,664.03	74	CHOATE CONSTRUCTION CO.	1,085.00
5	DPR CONSTRUCTION	7,896.98	40	INFRA. AND ENERGY ALTERNATIVES	1,651.20	75	CLUNE CONSTRUCTION	1,078.00
6	KIEWIT CORP.	7,862.09	41	OKLAND CORP.	1,616.00	76	SELLEN CONSTRUCTION	1,058.00
7	GILBANE BUILDING CO.	6,800.07	42	GRAY CONSTRUCTION	1,614.27	77	THE CHRISTMAN CO.	1,055.00
8	MCCARTHY HOLDINGS INC.	6,554.77	43	BIG-D CONSTRUCTION	1,564.00	78	J.T. MAGEN & CO. INC.	1,032.70
9	HOLDER CONSTRUCTION	6,490.00	44	ECC	1,543.95	79	TRC COS.	1,030.75
10	HENSEL PHELPS	5,882.36	45	FH. PASCHEN	1,528.67	80	MWH CONSTRUCTORS INC.	1,029.90
11	SKANSKA USA	5,471.43	46	THE CONLAN COMPANY	1,523.60	81	GARNEY HOLDING CO.	1,020.59
12	CLARK GROUP	5,398.10	47	MESSER CONSTRUCTION CO.	1,488.00	82	DAVID E. HARVEY BUILDERS INC.	1,003.00
13	JE DUNN CONSTRUCTION GROUP	5,223.82	48	MOSS	1,431.75	83	AEGION CORP.	990.00
14	SWINERTON	5,026.00	49	AUSTIN INDUSTRIES	1,422.67	84	MCCOWNGORDON CONSTRUCTION	931.00
15	THE WALSH GROUP	4,988.00	50	PARSONS	1,393.42	85	THE WEITZ CO. & AFFILIATES	930.25
16	SUFFOLK CONSTRUCTION CO. INC.	4,741.00	51	STERLING CONSTRUCTION CO. INC.	1,370.00	86	PJ DICK - TRUMBULL - LINDY PAVING	918.10
17	CLAYCO	4,700.00	52	LEVEL 10 CONSTRUCTION	1,370.00	87	J.H. FINDORFF & SON INC.	914.00
18	BRASFIELD & GORRIE L.L.C.	4,579.36	53	SUNDT CONSTRUCTION INC.	1,344.84	88	JACOBSEN CONSTRUCTION CO. INC.	913.00
19	TUTOR PERINI CORP.	4,443.40	54	APTIM	1,339.60	89	MASCARO CONSTRUCTION CO. LP	910.98
20	PCL CONSTRUCTION	4,364.15	55	THE KOKOSING GROUP OF COS.	1,331.53	90	BARNARD CONSTRUCTION CO. INC.	910.79
21	MORTENSON	4,282.27	56	OHL USA INC.	1,316.00	91	WORLEY	900.00
22	BARTON MALOW HOLDINGS LLC	3,879.86	57	FCL BUILDERS LLC	1,275.00	92	ADOLFSON & PETERSON CONSTRUCTION	886.00
23	BALFOUR BEATTY US	3,789.00	58	CORE CONSTRUCTION GROUP	1,267.61	93	C.W. DRIVER COS.	878.43
24	BECHTEL	3,722.00	59	BLACK & VEATCH	1,265.26	94	TEICHERT CONSTRUCTION	866.10
25	MICHELS CORP.	3,704.20	60	THE MCSHANE COS.	1,260.07	95	THE CIANBRO COS.	857.54
26	BURNS & MCDONNELL	3,596.45	61	ZACHRY GROUP	1,256.32	96	TRAYLOR BROS. INC.	854.29
27	RYAN COS. US INC.	3,170.00	62	CONSIGLI CONSTRUCTION CO. INC.	1,247.00	97	RC ANDERSEN LLC	850.00
28	MICHAUD COOLEY ERICKSON	3,000.00	63	AMES CONSTRUCTION INC.	1,223.00	98	EUROVIA USA	843.22
29	ALBERICI-FLINTCO	2,949.53	64	CLANCY & THEYS CONSTRUCTION	1,200.00	99	SUMMIT CONTRACTING GROUP INC.	838.20
30	HITT CONTRACTING INC.	2,741.98	65	ROBINS & MORTON	1,200.00	100	HOAR CONSTRUCTION	829.26
31	ARCO CONSTRUCTION COS.	2,652.67	66	HATHAWAY DINWIDDIE CONSTR. CO.	1,200.00			
32	WALBRIDGE	2,157.46	67	TRUEBECK CONSTRUCTION	1,134.00			
33	DEVCON CONSTRUCTION INC.	2,000.00	68	MANHATTAN CONSTRUCTION GROUP	1,123.20			
34	THE YATES COS. INC.	1,925.20	69	SHAWMUT DESIGN AND CONSTRUCTION	1,103.00			
35	GRANITE CONSTRUCTION INC.	1,913.80	70	HUNTER ROBERTS GROUP LLC	1,100.00			

“We will reevaluate the agency’s position at that time to determine the best course of action moving forward,” OSHA said. Clark called the deferral “great news” in a local newspaper interview and plans to reinstate Clayco’s vaccine mandate.

The U.S. Equal Employment Opportunity Commission recently announced that it will create its own guidance for employee reactions to the emergency use-authorized vaccines and other return-to-the-workplace issues. Agency input is expected to help employers make decisions on vaccine protocols and decrease confusion over what is lawful and what isn’t. “In theory, vaccinations should restore normalcy to pre-COVID times and

On the Web

For expanded content on the ENR Top Lists, see ENR.com/toplists.

treat symptomatic people like the common flu,” says Alan R. Elia Jr., CEO of Severson Environmental Services. “However, managing vaccination information at the jobsites will be the challenge for management due to ... privacy concerns as well as potential discrimination claims against those who refuse to get vaccinated.”

While vaccines course their way through the construction workforce, shortages of raw building materials such as copper, lumber, iron pipe and steel are an immediate concern. Suffering under long lead times, some projects are shelved until further notice—putting firms back into a pandemic pause.

Material shortages are sounding an alarm for ev-

The Top 50 Contractors Working Abroad

RANK 2021		REVENUE IN \$ MIL.	RANK 2021		REVENUE IN \$ MIL.	RANK 2021		REVENUE IN \$ MIL.
1	FLUOR	7,517.40	18	PARSONS	241.66	35	ECC	63.12
2	BECHTEL	3,778.00	19	MWH CONSTRUCTORS INC.	223.80	36	UNITED E&C INC.	60.80
3	PCL CONSTRUCTION	3,093.39	20	MICHELS CORP.	223.40	37	GOLDER	60.00
4	KIEWIT CORP.	1,318.88	21	FORTIS CONSTRUCTION INC.	218.00	38	PAGE	59.80
5	DRAGADOS	1,052.00	22	AEGION CORP.	213.89	39	BURNS & MCDONNELL	43.33
6	CBRE	773.00	23	RAILWORKS	206.80	40	BARTON MALOW HOLDINGS LLC	43.03
7	THE TURNER CORP.	680.48	24	WALBRIDGE	188.14	41	WILLIAMS INDUSTRIAL SERVICES	35.70
8	BL HARBERT INTERNATIONAL	645.88	25	FLATIRON CONSTRUCTION	169.19	42	AECOM	32.95
9	ALBERICI-FLINTCO	559.27	26	APTIM	162.30	43	WEEKS MARINE INC.	32.54
10	STO BUILDING GROUP INC.	483.00	27	THE WEITZ CO. & AFFILIATES	158.03	44	GRAY CONSTRUCTION	32.39
11	CADDELL CONSTRUCTION CO. (DE) LLC	389.00	28	HASKELL	144.16	45	CDM SMITH	32.23
12	TURNER & TOWNSEND	368.92	29	PERNIX GROUP INC.	111.69	46	ZACHRY GROUP	31.52
13	TUTOR PERINI CORP.	365.70	30	THE BECK GROUP	89.95	47	LANE INDUSTRIES INC.	28.70
14	DPR CONSTRUCTION	347.58	31	SOUTHLAND HOLDINGS LLC	79.80	48	GREAT LAKES DREDGE & DOCK CO.	25.89
15	BLACK & VEATCH	321.94	32	MATRIX SERVICE CO.	72.44	49	ARCO CONSTRUCTION COS.	23.78
16	WOOD	295.20	33	THE WALSH GROUP	72.11	50	MANSON CONSTRUCTION CO.	22.10
17	GILBANE BUILDING CO.	256.88	34	BARNARD CONSTRUCTION CO. INC.	68.31			

FIRMS ARE RANKED BY INTERNATIONAL REVENUE.

everyone, explains Mark Luegering, senior vice president and COO of Messer Construction Co.

“Widespread materials price increases are certainly on everyone’s radar right now,” he explains. “From what we’re seeing, volatility is expected to continue through the second quarter for items such as reinforcing steel and mesh, cast iron pipe, lumber, insulation, copper electrical components, metal deck, steel joist, structural steel, pre-engineered metal buildings and roofing products.” Luegering notes that “price quotes have a shorter shelf life and shipping and delivery policies are strict, so we’re taking all of that into consideration in our operational and project planning.”

Materials in Demand

Shortages could have a major impact on 2021 revenue going into 2022, says the executive. “These issues are being caused by high demand in the busy construction market and reduced production due to COVID shutdowns at plants—potentially impacting schedule and cost commitments.”

A March 2021 price index report by the Associated General Contractors of America further revealed the extent of supply shortages among contractors and construction managers. Of 1,419 contractors, the AGC survey found 52% faced delays due to shortages of materials, parts or equipment.

“Both today’s producer price index report and our survey results show that escalating materials costs and



“Outlook for the year does reflect the enduring COVID-19 uncertainty, but we have seen more momentum in awards in Q1 2021.”

Jason Wits, Senior VP, Wood Construction

lengthening delivery times are making life difficult for contractors and their customers, including ... facilities needed to get the economy back on track,” said AGC Chief Economist Ken Simonson in a statement about the survey results. He also shared that AGC has asked President Biden to consider removing tariffs on key material imports or to take steps to ease shortages through regulation.

“Outlook for the year does reflect the enduring COVID-19 uncertainty, but we have seen more momentum in awards in the first quarter of 2021,” says Jason Wits, senior vice president of Wood Construction. “We see relative strength in the built environment market that continues to mitigate lower project awards in conventional energy, process and chemicals. Overall, we have seen relatively little in the way of project cancellations or scope reductions to date, but we have seen some deferral of work and a slowdown in the pace of new order intake.”

Contractors face more rising costs when it comes to insuring risk for projects. Recent losses combined with the perils of the pandemic are driving increases, with insurance risk up 25% since 2018. According to brokerage firm Willis Towers Watson, umbrella insurance renewals, after limits are reached under other policies, are also increasing by 50% to 100% (see story, p. 18).

Loss history and project scope are major factors. Depending on the loss experience of a contractor, rates for general liability coverage renewals are 5% to 25%

The Top 50 Domestic Heavy Contractors

RANK 2021	FIRM	REVENUE IN \$ MIL.	% OF TOTAL REVENUE			
			TRANSPORTATION	SEWER	HAZARDOUS WASTE	WATER
1	KIEWIT CORP.	3,708.1	28	4	0	5
2	THE WALSH GROUP	3,654.9	56	5	0	7
3	TUTOR PERINI CORP.	3,167.8	51	0	0	0
4	GRANITE CONSTRUCTION INC.	2,935.8	68	8	0	7
5	SKANSKA USA	2,815.3	43	0	0	0
6	FLUOR	2,747.8	29	0	37	0
7	FERROVIAL US CONSTRUCTION CORP.	2,109.3	85	0	0	4
8	HENSEL PHELPS	1,996.0	34	0	0	0
9	DRAGADOS	1,944.0	89	3	0	6
10	COLAS INC.	1,942.0	98	2	0	0
11	FLATIRON CONSTRUCTION	1,617.7	88	5	0	3
12	CLARK GROUP	1,400.0	22	2	0	0
13	LANE INDUSTRIES INC.	1,350.2	75	20	0	5
14	OHL USA INC.	1,268.0	79	4	0	10
15	BECHTEL	1,167.0	0	0	14	0
16	THE KOKOSING GROUP OF COS.	1,140.3	58	10	0	4
17	THE TURNER CORP.	1,135.7	8	0	0	0
18	BARNARD CONSTRUCTION CO. INC.	1,087.3	67	4	0	8
19	AMES CONSTRUCTION INC.	1,040.0	74	1	0	4
20	GARNEY HOLDING CO.	1,036.1	0	34	0	66
21	BALFOUR BEATTY US	1,032.4	16	4	0	1
22	ALLAN MYERS	1,025.7	79	16	0	5
23	EUROVIA USA (FKA THE HUBBARD GROUP INC.)	1,018.7	100	0	0	0
24	SOUTHLAND HOLDINGS LLC	1,003.7	55	18	0	19
25	AUSTIN INDUSTRIES	978.2	46	0	0	0
26	CONSTRUCTION PARTNERS	786.0	100	0	0	0
27	STERLING CONSTRUCTION CO. INC.	753.0	48	5	0	0
28	TEICHERT CONSTRUCTION	716.6	62	2	0	14
29	GREAT LAKES DREDGE & DOCK CO.	707.7	100	0	0	0
30	STACY AND WITBECK INC.	673.0	100	0	0	0
31	WILLIAMS BROTHERS CONSTRUCTION CO. INC.	668.4	100	0	0	0
32	WEEKS MARINE INC.	652.5	85	3	0	0
33	RAILWORKS	643.4	94	0	0	0
34	HOLDER CONSTRUCTION	639.0	16	0	0	0
35	AECOM	578.8	9	0	0	0
36	LAS VEGAS PAVING CORP.	560.0	100	0	0	0
37	MCCARTHY HOLDINGS INC.	532.4	6	5	0	0
38	PCL CONSTRUCTION	519.3	11	1	0	9
39	NEW ENTERPRISE STONE & LIME CO. INC.	508.3	100	0	0	0
40	PJ DICK - TRUMBULL - LINDY PAVING	498.5	48	0	0	0
41	SUNDT CONSTRUCTION INC.	496.7	19	13	0	0
42	F.H. PASCHEN	481.0	61	2	0	3
43	INFRASTRUCTURE AND ENERGY ALTERNATIVES INC.	471.5	27	0	0	0
44	TRAYLOR BROS. INC.	459.3	59	3	0	8
45	ZACHRY CONSTRUCTION CORP.	452.3	96	0	0	0
46	SUPERIOR CONSTRUCTION HOLDING CO. INC.	438.6	98	0	0	0
47	MANSON CONSTRUCTION CO.	436.0	98	0	0	0
48	APTIM	417.3	9	6	32	0
49	VECELLIO GROUP INC.	414.1	98	0	0	0
50	THE MIDDLESEX CORP.	410.3	95	0	0	0

FIRMS ARE RANKED BY THE TOTAL REVENUE FROM DOMESTIC MARKETS THAT INVOLVE PRIMARILY EARTHMOVING AND RELATED SKILLS, AND ARE PRIMARILY PUBLICLY FUNDED.

higher, with builders' risk up 5% to 20% and subcontractor default insurance costing 5% to 10% more, reports the brokerage firm. Excess casualty insurance coverage for loss of property, damage or other liabilities, including workers' compensation, is more complicated. Carriers are "pushing for pricing increases, deploying lower limits and increasing attachment points," says brokerage firm Marsh McLennan.

What Clients Want

When asked about customers' No. 1 request, Top 400 Contractors overwhelmingly report that certainty of cost and project timeline led the list. Amid shortages, some firms are putting certainty back into projects through preconstruction planning.

"Owners are always looking for more certainty in a project, from schedule to quality to costs. That's why we're focused on improving the entire development process," says HOAR Construction President Turner Burton. "We collaborate with owners, architects, engineers and other stakeholders as early in the process as possible to find and resolve challenges before they appear and create more predictable outcomes for our clients. These preconstruction efforts are about more than estimating, and our building processes are about more than building safely with quality assurance."

No company can predict the future, but firms can be forward thinking about addressing shortages. When it comes to materials, KBE Building Corp. has also turned to preconstruction. "When we first caught wind of pending increases in steel costs and lead times, we worked with owners to allow for the pre-purchase of all the material ahead of time and billed for stored materials," explains James Culkin, executive vice president and COO. "That way, when the price increases did come, we were already locked in at the lower cost, preventing a bust or interruption in the project."

When it comes to labor shortages, many Top 400 contractors are taking an if-you-build-it-they-will-come approach by first focusing on company culture. But it will take long-term investments in diversity, equity and inclusion by the entire construction industry to make a difference, according to Drew Mucci, co-president of HITT Contracting.

"We spent months developing a vision based on four key principals with goals and actionable objectives that we launched publicly in April on HITT.com," says Mucci. "We believe in this work and plan to make intentional changes and investments that will shift our company and the building industry."

Recent headlines reveal that there is more work to be done. After a compliance review by the U.S. Department of Labor's Office of Federal Contract

The Top 50 in Domestic Building/Mfg. Revenue

RANK 2021	RANK 2020		REVENUE IN \$ MIL.
1	1	THE TURNER CORP.	10,573.29
2	2	STO BUILDING GROUP INC.	6,927.00
3	3	THE WHITING-TURNER CONTR. CO.	6,444.63
4	4	AECOM	5,762.10
5	5	GILBANE BUILDING CO.	5,693.17
6	6	CLARK GROUP	4,360.14
7	7	BALFOUR BEATTY US	4,038.76
8	12	HENSEL PHELPS	3,699.27
9	15	SWINERTON	3,680.23
10	11	SUFFOLK CONSTRUCTION CO. INC.	3,655.60
11	10	DPR CONSTRUCTION	3,529.69
12	14	BRASFIELD & GORRIE LLC	3,515.44
13	9	MCCARTHY HOLDINGS INC.	3,415.37
14	23	RYAN COS. US INC.	3,283.00
15	8	SKANSKA USA	3,255.91
16	13	JE DUNN CONSTRUCTION GROUP	3,177.17
17	19	TUTOR PERINI CORP.	3,081.20

RANK 2021	RANK 2020		REVENUE IN \$ MIL.
18	17	CLAYCO	3,027.00
19	20	ARCO CONSTRUCTION COS.	2,423.65
20	**	KIEWIT CORP.	2,314.59
21	29	HOFFMAN CONSTRUCTION	2,276.00
22	18	MORTENSON	2,210.73
23	16	LENLEASE	2,157.80
24	25	DEVCON CONSTRUCTION INC.	2,000.00
25	22	HATHAWAY DINWIDDIE	1,907.87
26	38	THE CONLAN COMPANY	1,806.30
27	32	BARTON MALOW HOLDINGS LLC	1,789.69
28	21	PCL CONSTRUCTION	1,756.88
29	27	CONSIGLI CONSTRUCTION CO. INC.	1,742.00
30	26	THE YATES COS. INC.	1,736.60
31	35	DAVID E. HARVEY BUILDERS INC.	1,731.00
32	34	THE WALSH GROUP	1,597.67
33	39	ALSTON CONSTRUCTION	1,559.00
34	28	ALBERICI-FLINTCO	1,551.90

RANK 2021	RANK 2020		REVENUE IN \$ MIL.
35	46	OKLAND CORP.	1,500.50
36	31	HITT CONTRACTING INC.	1,459.47
37	24	WEBCOR	1,304.64
38	43	WALBRIDGE	1,279.85
39	37	J.T. MAGEN & CO. INC.	1,263.50
40	36	THE MCSHANE COS.	1,259.91
41	42	PEPPER CONSTRUCTION	1,238.35
42	33	SHAWMUT	1,234.69
43	49	CROSSLAND CONSTRUCTION CO. INC.	1,227.17
44	40	ADOLFSON & PETERSON	1,212.00
45	**	CORE CONSTRUCTION GROUP	1,201.22
46	47	ROBINS & MORTON	1,193.08
47	**	F.A. WILHELM CONSTRUCTION	1,186.00
48	**	MESSER CONSTRUCTION CO.	1,183.00
49	30	MANHATTAN CONSTRUCTION GROUP	1,164.25
50	48	CHOATE CONSTRUCTION CO.	1,074.07

FIRMS ARE RANKED BY TOTAL REVENUE FROM DOMESTIC GENERAL BUILDING AND MANUFACTURING.

Compliance Programs, Bechtel's oil, gas and chemicals division recently agreed to pay \$200,000 in back pay and interest to 22 female employees for pay disparities. A summary of the settlement is available at dol.gov.

In another case, Hathaway Dinwiddie agreed to pay \$725,000 to settle a racial harassment lawsuit filed by the EEOC on behalf of workers at a now completed California project. Dinwiddie denies the claims (see story, p. 22). Online retailer Amazon also recently shut down construction of a new warehouse in Windsor, Conn., managed by RC Andersen after an investigation uncovered seven noose-like ropes on site, according to multiple news reports.

Companies say that policies against racism, sexism and harassment can't exist in a vacuum and that

real change requires a pandemic-level response from all contractors. At ENR's Groundbreaking Women in Construction conference held in early May, Turner, DPR, Gilbane Building Co., McCarthy Building Cos. and Mortenson announced a coalition to take action against racism, hate and bias. The companies make up five of the top 20 contractors ranked this year.

"I think there was a very big wake-up moment during COVID. We were standing by and allowing things to happen," says Turner's Davoren. "Construction is hard enough" without having to deal with discrimination, he adds. "Now our industry is much more in a position to take action." ■

Additional reporting by Jonathan Keller, Richard Korman and Jeff Yoders.

How to Read the Tables

Companies are ranked by construction revenue in 2020 in (\$ millions). Those with subsidiaries (†) are listed by company rank, which may be found on the ENR website at www.ENR.com. Firms not ranked last year are designated as **. Some markets may not add up to 100% due to omission of the "other" miscellaneous market category. NA = "not available."

Figures include prime construction contracts, shares of joint ventures, subcontracts, the construction portion of design-construct contracts and construction management-at-risk contracts when the firm's risks are similar to those of a general contractor. Figures also include the value of installed equipment when a firm has prime responsibility for specifying and procuring it within

the scope of its construction contract.

General Building includes commercial buildings, offices, stores, educational facilities, government buildings, hospitals, medical facilities, hotels, apartments, housing, etc.

Manufacturing includes auto assembly, electronic assembly, textile plants, etc.

Power includes thermal and hydroelectric power plants, waste-to-energy plants, transmission lines, substations, cogeneration plants, etc.

Water Supply includes dams, reservoirs, transmission pipelines, distribution mains, irrigation canals, desalination and potability treatment plants, pumping stations, etc.

Sewerage / Solid Waste includes sanitary and storm

sewers, treatment plants, pumping plants, incinerators, industrial waste facilities, etc.

Industrial Process includes pulp and paper mills, steel mills, non-ferrous metal refineries, pharmaceutical plants, chemical plants, food and other processing plants, etc.

Petroleum includes refineries, petrochemical plants, offshore facilities, pipelines, etc.

Transportation includes airports, bridges, roads, canals, locks, dredging, marine facilities, piers, railroads, tunnels, etc.

Hazardous Waste includes chemical and nuclear waste treatment, asbestos and lead abatement, etc.

Telecommunications includes transmission lines and cabling, towers and antennae, data centers and web hotels, etc.

RANK 2021	RANK 2020	FIRM	2020 REVENUE (\$ MIL)		2020 NEW CONTRACTS	GENERAL BUILDING	MANUFACTURING	POWER	WATER / SEWER / WASTE	INDUS. / PETROLEUM	TRANSPORTATION	HAZARDOUS WASTE	TELECOM	% CM-AT-RISK
			TOTAL	INT'L										
1	2	THE TURNER CORP. , New York, N.Y.	14,410.0	680.5	15,028.0	75	3	0	0	4	8	0	10	100
2	1	BECHTEL , Reston, Va.†	12,239.0	3,778.0	3,722.0	0	0	33	1	41	14	10	2	19
3	**	FLUOR , Irving, Texas†	11,672.4	7,517.4	9,004.9	8	0	3	0	57	11	13	8	2
4	5	KIEWIT CORP. , Omaha, Neb.†	11,200.7	1,318.9	7,862.1	21	0	18	9	22	29	0	0	13
5	4	THE WHITING-TURNER CONTRACTING CO. , Baltimore, Md.	8,718.3	0.0	9,500.0	73	1	1	1	3	2	0	20	71
6	7	STO BUILDING GROUP INC. , New York, N.Y.†	8,080.0	483.0	10,600.0	91	0	0	0	3	0	0	7	100
7	14	TUTOR PERINI CORP. , Sylmar, Calif.†	6,614.7	365.7	4,443.4	50	0	0	0	0	50	0	0	0
8	3	AECOM , Los Angeles, Calif.	6,568.5	33.0	NA	88	0	0	0	1	9	0	2	87
9	8	SKANSKA USA , New York, N.Y.†	6,535.1	0.0	5,471.4	41	9	1	0	4	43	0	1	46
10	12	DPR CONSTRUCTION , Redwood City, Calif.	6,458.0	347.6	7,897.0	55	1	0	0	18	1	0	24	85
11	10	GILBANE BUILDING CO. , Providence, R.I.†	6,404.6	256.9	6,800.1	89	1	0	0	7	1	0	2	85
12	13	HENSEL PHELPS , Greeley, Colo.	5,882.4	0.0	5,882.4	48	15	0	0	0	34	0	3	38
13	11	CLARK GROUP , Bethesda, Md.†	5,794.0	0.0	5,398.1	75	0	0	2	0	22	0	0	62
14	9	PCL CONSTRUCTION , Denver, Colo.†	5,671.6	3,093.4	4,364.2	70	0	7	5	8	9	0	0	37
15	16	THE WALSH GROUP , Chicago, Ill.	5,379.0	72.1	4,988.0	31	0	0	13	0	56	0	1	16
16	17	BALFOUR BEATTY US , Dallas, Texas†	5,075.8	1.5	3,789.0	79	0	0	4	0	16	0	0	71
17	18	SWINERTON , San Francisco, Calif.	5,046.9	0.0	5,026.0	73	0	21	0	0	7	0	0	70
18	15	MORTENSON , Minneapolis, Minn.†	4,815.2	6.6	4,282.3	41	5	40	0	0	2	0	12	48
19	19	MCCARTHY HOLDINGS INC. , St. Louis, Mo.†	4,700.7	0.0	6,554.8	73	0	11	5	3	6	0	2	62
20	21	JE DUNN CONSTRUCTION GROUP , Kansas City, Mo.	4,062.3	0.0	5,223.8	76	3	0	0	1	8	0	13	70
21	20	HOLDER CONSTRUCTION , Atlanta, Ga.	4,023.0	0.0	6,490.0	20	0	0	0	0	16	0	64	100
22	22	BRASFIELD & GORRIE LLC , Birmingham, Ala.	3,967.2	0.0	4,579.4	82	6	1	1	2	2	0	5	8
23	23	SUFFOLK CONSTRUCTION CO. INC. , Boston, Mass.†	3,898.2	0.0	4,741.0	94	0	0	0	0	6	0	1	100
24	24	CLAYCO , Chicago, Ill.†	3,811.0	0.0	4,700.0	64	16	0	0	7	0	0	13	0
25	**	GRANITE CONSTRUCTION INC. , Watsonville, Calif.†	3,562.5	16.1	1,913.8	12	0	3	15	0	68	0	0	0
26	42	RYAN COS. US INC. , Minneapolis, Minn.	3,351.0	0.0	3,170.0	98	0	0	0	0	0	0	0	1
27	28	DRAGADOS , New York, N.Y.†	3,028.0	1,052.0	249.0	0	0	0	9	1	89	0	0	0
28	27	MICHELS CORP. , Brownsville, Wis.	2,979.2	223.4	3,704.2	2	0	29	4	53	10	0	1	0
29	29	THE YATES COS. INC. , Philadelphia, Miss.†	2,653.0	0.0	1,925.2	45	20	10	0	19	5	0	0	28
30	31	ALBERICI-FLINTCO , St. Louis, Mo.†	2,622.5	559.3	2,949.5	56	4	2	7	25	6	0	0	50
31	38	HOFFMAN CONSTRUCTION , Portland, Ore.†	2,602.0	0.0	NA	20	67	0	1	0	10	0	1	96
32	33	HITT CONTRACTING INC. , Falls Church, Va.	2,515.4	3.9	2,742.0	58	0	0	0	0	0	0	42	100
33	25	LENLEASE , New York, N.Y.†	2,472.2	0.0	1,870.2	87	0	0	0	13	0	0	0	82
34	37	ARCO CONSTRUCTION COS. , St. Louis, Mo.†	2,447.4	23.8	2,652.7	100	0	0	0	0	0	0	0	0
35	26	TURNER INDUSTRIES GROUP LLC , Baton Rouge, La.†	2,356.5	0.0	155.0	0	0	1	0	98	0	1	0	0
36	147	FERROVIAL US CONSTRUCTION CORP. , Austin, Texas†	2,354.9	0.0	798.9	7	4	0	4	0	85	0	0	0
37	46	BARTON MALOW HOLDINGS LLC , Southfield, Mich.†	2,336.5	43.0	3,879.9	58	19	17	0	5	1	0	0	71
38	30	WOOD , Houston, Texas	2,161.2	295.2	NA	2	0	16	0	81	0	0	0	0
39	32	AUSTIN INDUSTRIES , Dallas, Texas†	2,119.5	0.0	1,422.7	37	1	1	0	15	46	0	0	32
40	45	DEVCON CONSTRUCTION INC. , Milpitas, Calif.	2,000.0	0.0	2,000.0	100	0	0	0	0	0	0	0	0
41	34	ZACHRY GROUP , San Antonio, Texas†	1,973.2	31.5	1,256.3	0	0	14	0	86	0	0	0	0
42	43	COLAS INC. , Morristown, N.J.†	1,942.0	0.0	472.0	0	0	0	2	0	98	0	0	0
43	49	WALBRIDGE , Detroit, Mich.	1,912.3	188.1	2,157.5	17	59	3	0	4	2	0	15	35
44	40	HATHAWAY DINWIDDIE CONSTRUCTION CO. , San Francisco, Calif.	1,907.9	0.0	1,200.0	100	0	0	0	0	0	0	0	0
45	36	BURNS & MCDONNELL , Kansas City, Mo.†	1,871.9	43.3	3,596.5	7	12	32	1	36	9	2	2	0
46	48	FLATIRON CONSTRUCTION , Broomfield, Colo.†	1,856.1	169.2	1,664.0	4	0	5	7	0	83	0	0	0
47	69	THE CONLAN COMPANY , Marietta, Ga.	1,806.3	0.0	1,523.6	100	0	0	0	0	0	0	0	0
48	56	INFRASTRUCTURE AND ENERGY ALTERNATIVES INC. , Indianapolis, Ind.†	1,752.9	0.0	1,651.2	0	0	69	0	2	27	0	0	0
49	51	CONSIGLI CONSTRUCTION CO. INC. , Milford, Mass.†	1,742.0	0.0	1,247.0	100	0	0	0	0	0	0	0	84
50	59	DAVID E. HARVEY BUILDERS INC. , Houston, Texas	1,731.0	0.0	1,003.0	100	0	0	0	0	0	0	0	80

ENR THE TOP 400 CONTRACTORS

RANK 2021	RANK 2020	FIRM	2020 REVENUE (\$ MIL)		2020 NEW CONTRACTS	GENERAL BUILDING	MANUFACTURING	POWER	WATER / SEWER / WASTE	INDUS. / PETROLEUM	TRANSPORTATION	HAZARDOUS WASTE	TELECOM	% CM-AT-RISK
			TOTAL	INT'L										
51	53	GRAY CONSTRUCTION, Lexington, Ky.†	1,614.3	32.4	1,614.3	28	23	0	0	36	0	0	13	8
52	**	WORLEY, Houston, Texas†	1,602.7	0.0	900.0	0	0	3	1	94	0	0	0	4
53	54	THE KOKOSING GROUP OF COS., Westerville, Ohio†	1,593.2	0.0	1,331.5	16	0	2	13	4	58	0	1	23
54	62	OKLAND CORP., Salt Lake City, Utah†	1,592.5	0.0	1,616.0	93	1	0	0	0	6	0	0	99
55	41	BLACK & VEATCH, Overland Park, Kan.†	1,575.1	321.9	1,265.3	0	0	46	10	8	0	0	36	13
56	70	ALSTON CONSTRUCTION, Atlanta, Ga.	1,559.0	0.0	1,100.0	100	0	0	0	0	0	0	0	0
57	47	S&B ENGINEERS AND CONSTRUCTORS LTD., Houston, Texas†	1,546.7	0.0	45.9	0	0	0	0	100	0	0	0	0
58	52	SUNDT CONSTRUCTION INC., Tempe, Ariz.	1,521.1	0.0	1,344.8	49	11	1	13	0	19	0	7	50
59	77	BIG-D CONSTRUCTION, Salt Lake City, Utah†	1,511.0	0.0	1,564.0	64	1	0	1	15	18	0	0	100
60	39	WEBCOR, San Francisco, Calif.	1,509.2	0.0	1.4	86	0	0	5	0	8	0	0	92
61	72	MOSS, Fort Lauderdale, Fla.	1,501.3	0.0	1,431.8	62	0	35	0	0	2	0	0	100
62	76	MESSER CONSTRUCTION CO., Cincinnati, Ohio	1,481.0	0.0	1,488.0	80	0	0	0	6	14	0	0	67
63	87	BARNARD CONSTRUCTION CO. INC., Bozeman, Mont.†	1,443.6	68.3	910.8	0	0	18	12	6	64	0	0	1
64	81	STERLING CONSTRUCTION CO. INC., The Woodlands, Texas†	1,427.0	0.0	1,370.0	47	0	0	5	0	48	0	0	1
65	44	MANHATTAN CONSTRUCTION GROUP, Tulsa, Okla.†	1,417.8	0.0	1,123.2	82	0	0	0	2	16	0	0	62
66	66	CROSSLAND CONSTRUCTION CO. INC., Columbus, Kan.	1,411.0	0.0	NA	83	4	0	6	0	7	0	0	23
67	60	J.T. MAGEN & CO. INC., New York, N.Y.†	1,391.1	0.0	1,032.7	91	0	0	0	0	0	0	9	75
68	84	MIRON CONSTRUCTION CO. INC., Neenah, Wis.	1,381.3	0.0	NA	49	2	0	4	44	1	0	0	29
69	63	LANE INDUSTRIES INC., Cheshire, Conn.†	1,379.9	28.7	532.0	1	0	0	24	0	75	0	0	0
70	75	OHL USA INC., College Point, N.Y.†	1,376.0	13.0	1,316.0	8	0	0	14	0	78	0	0	8
71	99	THE WEITZ CO. & AFFILIATES, Des Moines, Iowa†	1,361.8	158.0	930.3	58	0	0	0	2	21	0	16	0
72	61	CLUNE CONSTRUCTION, Chicago, Ill.†	1,336.0	0.0	1,078.0	75	0	0	0	0	0	0	25	100
73	74	AMES CONSTRUCTION INC., Burnsville, Minn.	1,309.0	0.0	1,223.0	3	0	7	5	0	74	0	0	11
74	113	F.A. WILHELM CONSTRUCTION, Indianapolis, Ind.†	1,300.0	0.0	754.0	63	28	3	4	2	0	0	0	30
75	64	THE MCSHANE COS., Rosemont, Ill.†	1,259.9	0.0	1,260.1	100	0	0	0	0	0	0	0	35
76	73	PEPPER CONSTRUCTION, Chicago, Ill.†	1,255.8	0.0	1,099.2	97	2	0	0	0	0	0	1	73
77	55	SHAWMUT DESIGN AND CONSTRUCTION, Boston, Mass.	1,234.7	0.0	1,103.0	100	0	0	0	0	0	0	0	67
78	71	ADOLFSON & PETERSON CONSTRUCTION, Minneapolis, Minn.†	1,212.0	0.0	886.0	100	0	0	0	0	0	0	0	100
79	93	CORE CONSTRUCTION GROUP, Frisco, Texas	1,201.2	0.0	1,267.6	100	0	0	0	0	0	0	0	81
80	102	BL HERBERT INTERNATIONAL, Birmingham, Ala.	1,199.5	645.9	1,085.5	93	1	0	1	0	0	0	0	0
81	79	ROBINS & MORTON, Birmingham, Ala.	1,193.1	0.0	1,200.0	100	0	0	0	0	0	0	0	83
82	65	FORTIS CONSTRUCTION INC., Portland, Ore.†	1,188.0	218.0	1,675.0	25	1	0	0	0	0	0	72	0
83	89	SOUTHLAND HOLDINGS LLC, Roanoke, Texas†	1,175.0	79.8	1,801.0	8	0	0	38	0	54	0	0	0
84	68	PERFORMANCE CONTRACTORS INC., Baton Rouge, La.	1,160.4	0.0	500.0	0	0	3	0	93	0	0	0	0
85	121	FCL BUILDERS LLC, Itasca, Ill.†	1,115.0	0.0	1,275.0	4	0	0	0	0	6	0	0	0
86	86	HASKELL, Jacksonville, Fla.†	1,075.4	144.2	NA	14	14	0	7	60	6	0	0	11
87	80	CHOATE CONSTRUCTION CO., Atlanta, Ga.	1,074.1	0.0	1,085.0	82	18	0	0	0	0	0	0	19
88	101	THE CIAMBRO COS., Pittsfield, Maine†	1,058.0	0.0	857.5	35	0	15	0	27	19	0	0	18
89	67	APTIM, Baton Rouge, La.	1,053.4	162.3	1,339.6	18	0	2	5	40	8	27	0	33
90	108	COASTAL CONSTRUCTION GROUP, Miami, Fla.†	1,043.8	0.0	308.0	100	0	0	0	0	0	0	0	99
91	85	PJ DICK - TRUMBULL - LINDY PAVING, Pittsburgh, Pa.†	1,043.1	0.0	918.1	46	0	2	0	0	48	0	0	37
92	88	THE CHRISTMAN CO., Lansing, Mich.	1,041.8	0.0	1,055.0	93	0	3	3	0	1	0	0	75
93	83	GARNEY HOLDING CO., Kansas City, Mo.†	1,036.1	0.0	1,020.6	0	0	0	100	0	0	0	0	46
94	100	ALLAN MYERS, Worcester, Pa.	1,025.7	0.0	790.0	0	0	0	21	0	79	0	0	0
95	95	EUROVIA USA (FKA THE HUBBARD GROUP INC.), Winter Park, Fla.†	1,018.7	0.0	843.2	0	0	0	0	0	100	0	0	0
96	92	THE BECK GROUP, Dallas, Texas	1,003.8	90.0	439.8	97	0	0	0	0	3	0	0	67
97	82	AEGION CORP., Chesterfield, Mo.†	999.8	213.9	990.0	1	0	0	49	49	1	0	0	100
98	50	STRIKE, The Woodlands, Texas†	998.0	0.0	NA	0	0	0	0	97	0	0	3	0
99	94	DAY & ZIMMERMANN, Philadelphia, Pa.†	994.2	6.1	12.1	0	0	99	0	1	0	0	0	0
100	91	JAMES G. DAVIS CONSTRUCTION CORP., Rockville, Md.	992.0	0.0	NA	100	0	0	0	0	0	0	0	0

#104

HOAR CONSTRUCTION hired Seth Sargent as VP of health care. In the last 30 years, Hoar has built over 17.5 million sq ft of projects in the sector.

RANK 2021	RANK 2020	FIRM	2020 REVENUE (\$ MIL)		2020 NEW CONTRACTS	GENERAL BUILDING	MANUFACTURING	POWER	WATER / SEWER / WASTE	INDUS. / PETROLEUM	TRANSPORTATION	HAZARDOUS WASTE	TELECOM	% CM-AT-RISK
			TOTAL	INT'L										
101	116	E.E. REED CONSTRUCTION LP , Sugar Land, Texas†	982.0	0.0	709.0	100	0	0	0	0	0	0	0	0
102	97	POWER CONSTRUCTION CO. LLC , Chicago, Ill.†	975.0	0.0	556.0	88	0	0	0	0	12	0	0	91
103	57	CHINA CONSTR. AMERICA/PLAZA CONSTR. , Jersey City, N.J.†	933.4	13.7	429.7	78	1	0	0	0	20	0	0	73
104	106	HOAR CONSTRUCTION , Birmingham, Ala.†	932.4	0.0	829.3	98	2	0	0	0	0	0	0	91
105	129	TEICHERT CONSTRUCTION , Sacramento, Calif.	916.0	0.0	866.1	15	0	0	17	7	62	0	0	0
106	78	HUNTER ROBERTS CONSTRUCTION GROUP LLC , New York, N.Y.	903.0	0.0	1,100.0	100	0	0	0	0	0	0	0	97
107	105	RAILWORKS , New York, N.Y.	892.3	206.8	NA	0	5	0	0	0	95	0	0	0
108	112	LECHASE CONSTRUCTION SERVICES LLC , Rochester, N.Y.	837.6	0.0	685.5	83	2	1	0	13	1	0	0	60
109	125	BNBUILDERS INC. , Seattle, Wash.	829.0	0.0	NA	100	0	0	0	0	0	0	0	0
110	**	RC ANDERSEN LLC , Fairfield, N.J.	820.3	0.0	850.0	100	0	0	0	0	0	0	0	0
111	153	CADDELL CONSTRUCTION CO. (DE) LLC , Montgomery, Ala.	815.0	389.0	723.0	86	0	0	0	0	0	0	0	6
112	120	LEVEL 10 CONSTRUCTION , Sunnyvale, Calif.	809.0	0.0	1,370.0	100	0	0	0	0	0	0	0	97
113	142	HANOVER CO. , Houston, Texas	809.0	0.0	730.0	100	0	0	0	0	0	0	0	0
114	**	CBRE , Dallas, Texas†	806.0	773.0	NA	0	0	0	0	0	0	0	0	100
115	114	THE BOLDT CO. , Appleton, Wis.	803.8	0.0	NA	54	10	12	0	24	0	0	0	55
116	58	MATRIX SERVICE CO. , Tulsa, Okla.†	794.4	72.4	NA	0	0	20	0	80	0	0	0	0
117	123	CONSTRUCTION PARTNERS , Dothan, Ala.	786.0	0.0	NA	0	0	0	0	0	100	0	0	0
118	139	J.H. FINDORFF & SON INC. , Madison, Wis.†	782.0	0.0	914.0	100	0	0	0	0	0	0	0	99
119	126	WEEKS MARINE INC. , Cranford, N.J.†	779.0	32.5	697.7	0	0	7	4	1	83	0	0	0
120	96	TRUEBECK CONSTRUCTION , San Mateo, Calif.	777.8	0.0	1,134.0	100	0	0	0	0	0	0	0	100
121	103	NABHOLZ CONSTRUCTION CORP. , Conway, Ark.	767.0	0.0	NA	76	11	0	0	0	10	0	1	0
122	90	O'NEIL INDUSTRIES INC. , Chicago, Ill.†	763.5	0.0	508.0	91	5	1	0	0	3	0	0	77
123	161	BRINKMANN CONSTRUCTORS , Chesterfield, Mo.	758.1	0.0	NA	100	0	0	0	0	0	0	0	18
124	223	CATAMOUNT CONSTRUCTORS INC. , Lakewood, Colo.	742.9	0.0	666.5	100	0	0	0	0	0	0	0	99
125	132	GREAT LAKES DREDGE & DOCK CO. , Houston, Texas	733.6	25.9	692.8	0	0	0	0	0	100	0	0	0
126	140	F.H. PASCHEN , Chicago, Ill.	732.0	0.0	1,528.7	27	0	8	5	0	61	0	0	13
127	119	MCGOUGH , St. Paul, Minn.	730.0	0.0	NA	91	9	0	0	0	0	0	0	0
128	134	BARNHILL CONTRACTING CO. , Rocky Mount, N.C.	729.5	0.0	NA	48	0	0	0	0	52	0	0	28
129	124	BARTLETT COCKE GENERAL CONTRACTORS LLC , San Antonio, Texas†	728.8	0.0	393.3	99	1	0	0	1	0	0	0	91
130	**	CRB , Kansas City, Mo.†	722.3	0.0	791.0	0	0	0	0	100	0	0	0	19
131	130	LEE LEWIS CONSTRUCTION INC. , Lubbock, Texas	718.0	0.0	650.0	100	0	0	0	0	0	0	0	100
132	115	AVALONBAY COMMUNITIES INC. , Arlington, Va.	717.9	0.0	619.4	0	0	0	0	0	0	0	0	100
133	193	RODGERS BUILDERS INC. , Charlotte, N.C.	714.5	0.0	NA	96	0	0	0	0	3	0	0	99
134	133	ORION GROUP HOLDINGS INC. , Houston, Texas†	709.9	12.2	541.5	45	0	0	0	18	37	0	0	0
135	169	ROGERS-O'BRIEN CONSTRUCTION , Dallas, Texas	708.0	0.0	636.0	85	6	0	0	0	0	0	9	74
136	185	BERNARDS , San Fernando, Calif.†	691.4	0.0	716.1	98	2	0	0	0	0	0	0	23
137	158	DUKE CONSTRUCTION , Indianapolis, Ind.	690.0	0.0	531.0	96	0	0	0	0	4	0	0	7
138	210	ANDRES CONSTRUCTION SERVICES LLC , Dallas, Texas	689.2	0.0	236.1	100	0	0	0	0	0	0	0	0
139	141	STELLAR , Jacksonville, Fla.	675.2	1.0	298.0	18	0	0	0	82	0	0	0	0
140	183	STACY AND WITBECK INC. , Alameda, Calif.†	673.0	0.0	723.3	0	0	0	0	0	100	0	0	0
141	157	BATSON-COOK CONSTRUCTION , West Point, Ga.	673.0	0.0	377.6	57	0	0	0	2	0	0	0	16
142	163	WILLIAMS BROTHERS CONSTRUCTION CO. INC. , Houston, Texas	668.4	0.0	550.1	0	0	0	0	0	100	0	0	0
143	171	JOERIS GENERAL CONTRACTORS LTD. , San Antonio, Texas	664.8	0.0	513.3	100	0	0	0	0	0	0	0	62
144	**	JRM CONSTRUCTION MANAGEMENT , New York, N.Y.†	660.0	0.0	450.0	100	0	0	0	0	0	0	0	10
145	164	TRAYLOR BROS. INC. , Evansville, Ind.	655.2	0.0	854.3	0	0	15	11	2	59	0	0	0
146	151	ASRC INDUSTRIAL SERVICES , Concord, Calif.†	652.4	0.0	67.0	21	5	42	0	32	0	0	0	0
147	107	VCC LLC , The Colony, Texas	650.0	0.0	387.0	100	0	0	0	0	0	0	0	100
148	188	SATTERFIELD & PONTIKES CONSTRUCTION INC. , Houston, Texas†	650.0	0.0	255.0	58	0	0	0	0	42	0	0	34
149	177	KITCHELL CORP. , Phoenix, Ariz.†	649.1	0.0	362.2	100	0	0	0	0	0	0	0	76
150	128	GRAYCOR , Oakbrook Terrace, Ill.†	643.8	0.0	740.0	78	5	0	1	17	0	0	0	0

RANK 2021	RANK 2020	FIRM	2020 REVENUE (\$ MIL)		2020 NEW CONTRACTS	GENERAL BUILDING	MANUFACTURING	POWER	WATER / SEWER / WASTE	INDUS. / PETROLEUM	TRANSPORTATION	HAZARDOUS WASTE	TELECOM	% CM-AT-RISK
			TOTAL	INT'L										
151	148	SUMMIT CONTRACTING GROUP INC., Jacksonville, Fla.	642.3	0.0	838.2	100	0	0	0	0	0	0	0	0
152	127	ANDERSEN CONSTRUCTION, Portland, Ore.	640.0	0.0	640.0	100	0	0	0	0	0	0	0	100
153	167	W. M. JORDAN CO., Newport News, Va.	639.1	0.0	649.4	87	13	0	0	0	0	0	0	73
154	201	WHARTON-SMITH INC., Sanford, Fla.	636.8	0.0	816.6	57	0	0	43	0	0	0	0	51
155	168	CLANCY & THEYS CONSTRUCTION, Raleigh, N.C.	634.4	0.0	1,200.0	99	0	0	0	0	0	0	0	75
156	200	GRAHAM CONSTRUCTION, Omaha, Neb.†	634.0	0.0	113.2	69	0	0	1	0	31	0	0	0
157	174	JACOBSEN CONSTRUCTION CO. INC., West Valley City, Utah	630.0	0.0	913.0	98	0	0	0	2	0	0	0	100
158	118	GOODFELLOW BROS., Wenatchee, Wash.†	623.8	0.0	540.4	68	2	1	4	1	18	2	2	0
159	165	MCCOWNGORDON CONSTRUCTION, Kansas City, Mo.	623.0	0.0	931.0	100	0	0	0	0	0	0	0	83
160	159	THE RUDOLPH LIBBE COS. INC., Walbridge, Ohio†	621.6	0.0	241.7	13	54	1	0	23	6	0	0	0
161	162	KPRS CONSTRUCTION SERVICES INC., Brea, Calif.†	620.0	0.0	704.0	100	0	0	0	0	0	0	0	0
162	184	C.W. DRIVER COS., Pasadena, Calif.†	614.9	0.0	878.4	100	0	0	0	0	0	0	0	58
163	145	PARSONS, Centreville, Va.†	607.6	241.7	1,393.4	57	0	0	0	0	38	2	2	21
164	175	GE JOHNSON, Colorado Springs, Colo.†	603.7	0.0	534.9	83	0	0	1	2	0	0	0	92
165	219	SELLEN CONSTRUCTION, Seattle, Wash.	600.0	0.0	1,058.0	100	0	0	0	0	0	0	0	0
166	138	MWH CONSTRUCTORS INC., Broomfield, Colo.†	600.0	223.8	1,029.9	0	0	0	100	0	0	0	0	42
167	110	GLY CONSTRUCTION, Bellevue, Wash.	600.0	0.0	250.0	100	0	0	0	0	0	0	0	100
168	154	HILLWOOD CONSTRUCTION SERVICES, Dallas, Texas	597.0	0.0	510.0	100	0	0	0	0	0	0	0	0
169	166	JAMES R. VANNOY & SONS CONSTRUCTION CO. INC., Jefferson, N.C.	595.0	0.0	553.0	95	0	0	0	0	5	0	0	65
170	187	FCI CONSTRUCTORS INC., Grand Junction, Colo.†	592.5	0.0	402.2	100	0	0	0	0	0	0	0	77
171	190	HAWAIIAN DREDGING CONSTRUCTION CO. INC., Honolulu, Hawaii	587.0	0.0	500.0	74	0	1	10	0	15	0	0	0
172	173	FERREIRA CONSTRUCTION CO. INC., Branchburg, N.J.†	582.4	0.0	706.6	1	0	67	6	0	16	0	0	0
173	324	FAGEN INC., Granite Falls, Minn.	581.5	0.0	105.1	0	0	72	0	28	0	0	0	0
174	109	THE PENTA BUILDING GROUP, Las Vegas, Nev.	572.1	0.0	385.0	100	0	0	0	0	0	0	0	95
175	152	JINGOLI - DCO, Lawrenceville, N.J.†	564.0	10.0	785.0	3	0	94	0	0	0	3	0	3
176	197	LAS VEGAS PAVING CORP., Las Vegas, Nev.	560.0	0.0	595.0	0	0	0	0	0	100	0	0	5
177	249	CAHILL CONTRACTORS, San Francisco, Calif.	552.6	0.0	562.0	100	0	0	0	0	0	0	0	0
178	**	POSILICO INC., Farmingdale, N.Y.	552.0	0.0	504.0	13	0	19	9	0	59	0	0	0
179	150	POGUE CONSTRUCTION CO. LP, McKinney, Texas	552.0	0.0	386.4	100	0	0	0	0	0	0	0	85
180	229	DENNIS GROUP, Springfield, Mass.†	545.8	10.9	555.0	0	0	0	0	100	0	0	0	15
181	104	BILFINGER NORTH AMERICA INC., The Woodlands, Texas†	543.9	0.0	422.6	38	0	0	0	62	0	0	0	38
182	237	SAMET CORP., Greensboro, N.C.	542.0	0.0	637.0	98	1	0	0	1	0	0	0	###
183	160	MARTIN-HARRIS CONSTRUCTION LLC, Las Vegas, Nev.	535.5	0.0	302.4	96	0	0	0	2	0	0	2	0
184	170	OLTMANS CONSTRUCTION CO., Whittier, Calif.	535.0	0.0	13.0	91	0	0	0	9	0	0	0	0
185	122	CR MEYER, Oshkosh, Wis.	530.0	0.0	NA	0	3	2	0	90	0	0	0	0
186	181	WEIS BUILDERS INC., Minneapolis, Minn.†	528.5	0.0	265.1	100	0	0	0	0	0	0	0	27
187	136	SPAWGLASS HOLDING LP, Selma, Texas†	528.2	0.0	574.0	78	3	0	2	0	17	0	0	57
188	191	C D SMITH CONSTRUCTION, Fond du Lac, Wis.	527.5	0.0	760.0	0	93	0	7	0	0	0	0	0
189	189	KAST CONSTRUCTION CO. LLC, West Palm Beach, Fla.	523.9	0.0	681.4	100	0	0	0	0	0	0	0	100
190	225	SKYLINE CONSTRUCTION, San Francisco, Calif.†	523.0	0.0	436.0	100	0	0	0	0	0	0	0	0
191	195	ANDERSON COLUMBIA CO. INC., Lake City, Fla.	522.0	0.0	353.0	0	27	0	0	0	73	0	0	0
192	256	MORLEY BUILDERS, Santa Monica, Calif.†	519.0	0.0	199.0	100	0	0	0	0	0	0	0	0
193	**	UNITED E&C INC., Piscataway, N.J.	509.1	60.8	494.7	0	0	100	0	0	0	0	0	47
194	149	NEW ENTERPRISE STONE & LIME CO. INC., New Enterprise, Pa.	508.3	0.0	214.9	0	0	0	0	0	100	0	0	0
195	**	TURNER & TOWNSEND, New York, N.Y.†	506.6	368.9	NA	100	0	0	0	0	0	0	0	0
196	117	ECC, Burlingame, Calif.†	506.1	63.1	1,544.0	77	0	0	5	4	7	7	0	0
197	286	H&M CO. INC., Jackson, Tenn.†	506.0	0.0	262.0	60	0	0	0	40	0	0	0	0
198	291	CLARK CONSTRUCTION CO., Lansing, Mich.†	504.0	0.0	473.0	90	0	7	2	0	0	0	0	61
199	207	STAKER PARSON MATERIALS & CONSTRUCTION, Ogden, Utah	504.0	0.0	280.5	33	2	1	4	0	46	0	0	0
200	212	BBL CONSTRUCTION SERVICES LLC, Albany, N.Y.	503.8	0.0	372.0	100	0	0	0	0	0	0	0	17

#236

THE LEMOINE CO. acquired a financial interest in Workforce Group, who specialize in disaster response and recovery staffing.

RANK 2021	RANK 2020	FIRM	2020 REVENUE (\$ MIL)		2020 NEW CONTRACTS	GENERAL BUILDING	MANUFACTURING	POWER	WATER / SEWER / WASTE	INDUS. / PETROLEUM	TRANSPORTATION	HAZARDOUS WASTE	TELECOM	% CM-AT-RISK
			TOTAL	INT'L										
201	329	WILLMENG CONSTRUCTION INC., Phoenix, Ariz.	500.0	0.0	525.0	100	0	0	0	0	0	0	0	0
202	230	MATT CONSTRUCTION, Santa Fe Springs, Calif.	500.0	0.0	455.0	100	0	0	0	0	0	0	0	2
203	326	DEPCOM POWER, Scottsdale, Ariz.	489.2	0.0	691.0	0	0	100	0	0	0	0	0	0
204	186	THE BRANCH GROUP INC., Roanoke, Va.†	474.7	0.0	512.5	54	0	0	3	0	42	0	0	16
205	194	ARCH-CON CORP., Houston, Texas	474.5	0.0	328.0	100	0	0	0	0	0	0	0	0
206	220	ENGINEERED STRUCTURES INC. (ESI), Meridian, Idaho	473.0	1.9	297.0	99	0	0	0	0	0	0	0	13
207	176	RYCON CONSTRUCTION INC., Pittsburgh, Pa.	469.3	0.0	399.8	92	8	0	0	0	0	0	0	52
208	131	THE PIKE COS. LTD., Rochester, N.Y.†	469.0	0.0	493.0	87	0	0	0	6	7	0	0	89
209	246	MANSON CONSTRUCTION CO., Seattle, Wash.†	468.3	22.1	300.0	0	0	0	0	2	98	0	0	1
210	211	ZACHRY CONSTRUCTION CORP., San Antonio, Texas†	468.0	0.0	439.1	0	0	0	0	0	96	0	3	0
211	262	ELECTRICAL CONSULTANTS INC., Billings, Mont.†	468.0	0.0	504.0	0	0	99	0	1	0	0	0	99
212	236	MILLIE AND SEVERSON GENERAL CONTRACTORS, Los Alamitos, Calif.†	459.0	0.0	275.0	100	0	0	0	0	0	0	0	0
213	143	KRAUS-ANDERSON CONSTRUCTION CO., Minneapolis, Minn.	458.0	0.0	600.0	100	0	0	0	0	0	0	0	100
214	235	KLINGER COS. INC., Sioux City, Iowa†	456.0	0.0	312.0	18	1	0	0	80	0	0	1	0
215	182	DIMEO CONSTRUCTION CO., Providence, R.I.†	451.8	0.0	431.7	100	0	0	0	0	0	0	0	100
216	272	DEACON CONSTRUCTION LLC, Portland, Ore.†	450.8	0.0	389.8	100	0	0	0	0	0	0	0	100
217	264	SUPERIOR CONSTRUCTION HOLDING CO. INC., Jacksonville, Fla.†	445.8	0.0	500.6	0	0	0	0	2	98	0	0	0
218	199	J. FLETCHER CREAMER & SON INC., Hackensack, N.J.†	444.4	0.0	340.1	0	0	30	32	7	19	0	11	0
219	310	CARROLL DANIEL CONSTRUCTION CO., Gainesville, Ga.	441.5	0.0	474.6	70	29	0	0	0	1	0	0	78
220	234	BOZZUTO CONSTRUCTION CO., Greenbelt, Md.†	440.1	0.0	826.0	100	0	0	0	0	0	0	0	100
221	172	PARIC HOLDINGS, St. Louis, Mo.†	435.0	0.0	442.0	53	0	25	0	22	0	0	0	28
222	245	THE MIDDLESEX CORP., Littleton, Mass.†	430.9	0.0	586.7	0	0	5	0	0	95	0	0	7
223	205	CAJUN INDUSTRIES HOLDINGS LLC, Baton Rouge, La.†	429.3	0.0	346.8	0	0	4	0	96	0	0	0	0
224	203	KAUFMAN LYNN CONSTRUCTION, Delray Beach, Fla.†	426.5	0.0	754.0	100	0	0	0	0	0	0	0	91
225	241	VECELLIO GROUP INC., West Palm Beach, Fla.†	423.1	0.0	300.0	0	0	0	0	2	98	0	0	0
226	250	O&G INDUSTRIES INC., Torrington, Conn.	422.9	0.0	348.7	49	2	0	0	0	48	0	0	46
227	204	ROCKFORD CONSTRUCTION CO., Grand Rapids, Mich.	422.2	1.5	155.5	94	6	0	0	0	0	0	0	50
228	399	KAJIMA BUILDING & DESIGN GROUP INC., Atlanta, Ga.	420.7	0.0	524.2	65	22	0	0	14	0	0	0	3
229	302	LANDSOUTH CONSTRUCTION, Jacksonville, Fla.	420.1	0.0	219.1	100	0	0	0	0	0	0	0	0
230	309	NIBBI BROTHERS GENERAL CONTRACTORS, San Francisco, Calif.	419.8	0.0	790.9	99	0	0	0	0	1	0	0	99
231	298	IOVINO ENTERPRISES, New York, N.Y.†	419.0	0.0	431.9	1	0	0	7	0	90	0	0	0
232	178	IMC CONSTRUCTION, Malvern, Pa.	419.0	0.0	342.0	100	0	0	0	0	0	0	0	100
233	209	DOME CONSTRUCTION INC., South San Francisco, Calif.	416.0	0.0	419.0	52	0	0	0	48	0	0	0	0
234	255	NAN INC., Honolulu, Hawaii	415.4	0.0	661.2	52	0	0	25	0	23	0	0	0
235	244	INTECH CONSTRUCTION, Philadelphia, Pa.	414.5	0.0	NA	100	0	0	0	0	0	0	0	100
236	313	THE LEMOINE CO., Lafayette, La.†	413.7	0.0	183.3	88	0	0	4	0	8	0	0	29
237	277	BUTZ ENTERPRISES INC., Allentown, Pa.†	409.3	0.0	457.8	100	0	0	0	0	0	0	0	97
238	240	ELFORD INC., Columbus, Ohio	409.0	0.0	448.0	100	0	0	0	0	0	0	0	80
239	243	GRUNLEY CONSTRUCTION CO. INC., Rockville, Md.	408.0	0.0	558.0	100	0	0	0	0	0	0	0	29
240	**	JPI, Irving, Texas	406.7	0.0	298.0	100	0	0	0	0	0	0	0	0
241	228	NEW SOUTH CONSTRUCTION CO., Atlanta, Ga.†	405.2	0.0	203.3	84	0	0	0	0	16	0	0	92
242	306	CG SCHMIDT, Milwaukee, Wis.	405.0	0.0	405.0	100	0	0	0	0	0	0	0	0
243	214	IPS-INTEGRATED PROJECT SERVICES LLC, Blue Bell, Pa.†	402.2	20.6	624.6	0	0	0	0	100	0	0	0	100
244	217	CIVES STEEL CO., Alpharetta, Ga.	399.0	0.0	468.0	91	4	1	0	4	2	0	0	0
245	257	PLANT CONSTRUCTION CO. LP, San Francisco, Calif.	396.6	0.0	275.8	100	0	0	0	0	0	0	0	96
246	**	EXYTE US INC., Albany, N.Y.†	392.9	0.0	634.0	0	100	0	0	0	0	0	0	22
247	233	DANIS, Miamisburg, Ohio	392.6	0.0	255.2	100	0	0	0	0	0	0	0	0
248	206	ARISTEO CONSTRUCTION CO., Livonia, Mich.†	392.5	0.0	NA	12	73	15	0	0	0	0	0	0
249	325	KBS INC., Richmond, Va.	391.0	0.0	272.6	100	0	0	0	0	0	0	0	94
250	323	COMMERCIAL CONTRACTING CORP., Auburn Hills, Mich.†	390.8	21.4	376.1	3	88	3	5	1	0	0	0	0

RANK 2021	RANK 2020	FIRM	2020 REVENUE (\$ MIL)		2020 NEW CONTRACTS	GENERAL BUILDING	MANUFACTURING	POWER	WATER / SEWER / WASTE	INDUS. / PETROLEUM	TRANSPORTATION	HAZARDOUS WASTE	TELECOM	% CM-AT-RISK
			TOTAL	INT'L										
251	224	SKENDER, Chicago, Ill.	389.5	0.0	250.0	100	0	0	0	0	0	0	0	73
252	208	PERNIX GROUP INC., Lombard, Ill.†	389.4	111.7	209.6	67	31	2	0	0	0	0	0	0
253	231	RAND CONSTRUCTION CORP., Alexandria, Va.	388.0	0.0	505.0	100	0	0	0	0	0	0	0	0
254	259	SECURITY PAVING CO. INC., Westlake Village, Calif.†	388.0	0.0	224.0	0	0	0	0	0	100	0	0	0
255	300	CDM SMITH, Boston, Mass.†	385.4	32.2	381.0	28	0	0	62	0	0	10	0	0
256	328	THE HAGERMAN GROUP, Fort Wayne, Ind.	385.0	0.0	385.0	92	5	0	0	3	0	0	0	58
257	282	GRANGER CONSTRUCTION CO., Lansing, Mich.	384.1	0.0	350.7	97	1	0	0	0	0	0	2	78
258	179	SAUNDERS CONSTRUCTION INC., Englewood, Colo.†	380.1	0.0	390.0	88	6	0	0	0	4	0	2	91
259	227	THE OPUS GROUP, Minnetonka, Minn.	380.1	0.0	NA	100	0	0	0	0	0	0	0	0
260	279	GH PHIPPS CONSTRUCTION COS., Greenwood Village, Colo.†	378.9	0.0	170.4	91	0	0	0	0	9	0	0	31
261	254	J.P. CULLEN AND SONS INC., Janesville, Wis.	376.0	0.0	353.0	85	7	1	0	7	0	0	0	100
262	135	EMJ CORP., Chattanooga, Tenn.	372.1	0.0	457.2	92	0	0	0	8	0	0	0	0
263	295	LYDIG CONSTRUCTION INC., Spokane Valley, Wash.	371.0	0.0	NA	92	0	0	0	0	7	0	1	32
264	222	HARKINS BUILDERS, Columbia, Md.	370.0	0.0	360.0	100	0	0	0	0	0	0	0	0
265	307	DRYMALLA CONSTRUCTION CO., Columbus, Texas	370.0	0.0	100.0	100	0	0	0	0	0	0	0	65
266	202	WOHLSSEN CONSTRUCTION CO., Lancaster, Pa.	367.8	0.0	377.0	99	1	0	0	0	0	0	0	85
267	267	SLETTEN COS., Great Falls, Mont.†	364.3	0.0	335.2	75	1	1	10	0	13	0	0	35
268	317	R&O CONSTRUCTION, Ogden, Utah	360.4	0.0	341.2	100	0	0	0	0	0	0	0	25
269	232	C. OVERAA & CO., Richmond, Calif.	357.0	0.0	278.2	53	0	2	37	6	1	0	0	12
270	196	BULLEY & ANDREWS, Chicago, Ill.†	355.0	0.0	371.0	83	0	0	0	0	0	0	0	60
271	213	PHILLIPS INFRASTRUCTURE HOLDINGS INC., Knoxville, Tenn.	354.0	0.0	434.0	14	0	47	29	0	0	0	0	0
272	288	FRANA COS. INC., Hopkins, Minn.	351.8	0.0	368.5	100	0	0	0	0	0	0	0	0
273	242	M. B. KAHN CONSTRUCTION CO. INC., Columbia, S.C.	350.0	0.0	315.9	76	4	1	16	3	0	0	0	31
274	281	CHASSE BUILDING TEAM, Tempe, Ariz.†	349.5	0.0	439.9	100	0	0	0	0	0	0	0	100
275	265	MASCARO CONSTRUCTION CO. LP, Pittsburgh, Pa.†	349.3	0.0	911.0	83	0	5	1	10	0	0	0	75
276	180	LEE KENNEDY CO., Quincy, Mass.	344.8	0.0	503.9	68	0	0	0	0	0	0	0	99
277	304	Q&D CONSTRUCTION, Sparks, Nev.	343.7	0.0	411.4	46	5	1	3	1	43	0	1	23
278	251	TORCON INC., Red Bank, N.J.	342.1	0.0	560.0	93	0	0	0	7	0	0	0	100
279	258	CALLAHAN CONSTRUCTION MANAGERS, Bridgewater, Mass.	340.0	0.0	404.0	100	0	0	0	0	0	0	0	83
280	270	DELLBROOK I JKS, Quincy, Mass.	340.0	0.0	337.7	100	0	0	0	0	0	0	0	100
281	268	KBE BUILDING CORP., Farmington, Conn.†	339.9	0.0	174.0	100	0	0	0	0	0	0	0	76
282	337	SEMA CONSTRUCTION INC., Centennial, Colo.†	337.1	0.0	266.5	0	0	0	14	1	85	0	0	5
283	303	KRAEMER NORTH AMERICA LLC, Plain, Wis.	336.1	0.0	393.0	0	0	0	0	1	99	0	0	57
284	289	HUNZINGER CONSTRUCTION CO., Brookfield, Wis.	335.7	0.0	88.4	100	0	0	0	0	0	0	0	65
285	**	LEOPARDO COS., Hoffman Estates, Ill.	335.5	0.0	128.1	100	0	0	0	0	0	0	0	57
286	218	SHIEL SEXTON CO. INC., Indianapolis, Ind.†	335.1	0.0	310.0	100	0	0	0	0	0	0	0	85
287	296	TRITON CONSTRUCTION CO. LLC, New York, N.Y.	333.0	0.0	600.0	100	0	0	0	0	0	0	0	100
288	248	HILL & WILKINSON GENERAL CONTRACTORS, Richardson, Texas	332.6	0.0	224.6	89	10	0	0	1	0	0	0	0
289	**	F.A. PEINADO LLC (DBA PEINADO CONSTRUCTION), Frisco, Texas	332.0	0.0	338.0	100	0	0	0	0	0	0	0	0
290	216	SHAW CONSTRUCTION, Denver, Colo.†	331.0	0.0	301.0	100	0	0	0	0	0	0	0	95
291	**	ALLIED POWER, Baton Rouge, La.†	329.9	0.0	822.1	0	0	100	0	0	0	0	0	0
292	247	EXXEL PACIFIC INC., Bellingham, Wash.	328.8	0.0	208.1	100	0	0	0	0	0	0	0	0
293	271	SHOOK CONSTRUCTION, Moraine, Ohio	322.0	0.0	289.0	45	22	0	34	0	0	0	0	59
294	**	PERLO CONSTRUCTION, Tualatin, Ore.†	320.8	0.0	193.0	100	0	0	0	0	0	0	0	0
295	335	MW BUILDERS, Pflugerville, Texas	318.6	0.0	308.0	100	0	0	0	0	0	0	0	0
296	266	BMWC CONSTRUCTORS INC., Indianapolis, Ind.	315.8	0.0	80.0	0	21	19	0	59	0	0	0	0
297	377	HARPER GENERAL CONTRACTORS, Greenville, S.C.	315.5	0.0	250.3	74	4	0	22	0	0	0	0	53
298	**	CONTEGRA CONSTRUCTION, Edwardsville, Ill.†	312.0	0.0	319.7	23	0	0	2	75	0	0	0	0
299	**	ALBERT C. KOBAYASHI INC., Waipahu, Hawaii	311.4	0.0	173.5	100	0	0	0	0	0	0	0	0
300	378	THE KORTE CO., Highland, Ill.†	311.3	0.0	431.4	100	0	0	0	0	0	0	0	1

#307 ABSHER CONSTRUCTION was awarded a \$48.9-million contract to build a new high school for the Moses Lake School District in Washington.

RANK 2021	RANK 2020	FIRM	2020 REVENUE (\$ MIL)		2020 NEW CONTRACTS	GENERAL BUILDING	MANUFACTURING	POWER	WATER / SEWER / WASTE	INDUS. / PETROLEUM	TRANSPORTATION	HAZARDOUS WASTE	TELECOM	% CM-AT-RISK
			TOTAL	INT'L										
301	339	MILENDER WHITE, Arvada, Colo.	309.4	0.0	353.8	100	0	0	0	0	0	0	0	0
302	294	DICK ANDERSON CONSTRUCTION INC., Helena, Mont.	308.7	0.0	464.2	83	3	8	0	0	3	0	0	83
303	322	LYLES CONSTRUCTION GROUP, Fresno, Calif. †	307.3	0.0	603.3	14	0	6	76	0	4	0	0	0
304	290	CROWDER CONSTRUCTORS INC., Charlotte, N.C. †	304.1	0.0	254.8	1	1	15	64	1	17	0	0	17
305	319	FORT MYER CONSTRUCTION CORP., Washington, D.C.	300.2	0.0	320.0	0	0	8	4	0	78	0	0	0
306	297	DEANGELIS DIAMOND CONSTRUCTION, Naples, Fla.	297.0	0.0	231.0	100	0	0	0	0	0	0	0	100
307	261	ABSHER CONSTRUCTION CO., Puyallup, Wash.	296.2	0.0	234.0	81	0	0	0	0	19	0	0	0
308	276	HASELDEN CONSTRUCTION, Centennial, Colo. †	295.4	0.0	355.5	100	0	0	0	0	0	0	0	100
309	354	RIVER CITY CONSTRUCTION LLC, East Peoria, Ill.	295.0	0.0	298.0	21	18	0	28	0	0	0	0	14
310	305	E.W. HOWELL CO. LLC, Plainville, N.Y. †	294.3	0.0	204.7	97	0	0	0	0	3	0	0	41
311	340	HAYDON BUILDING CORP., Phoenix, Ariz.	294.0	0.0	NA	52	0	0	13	0	21	0	14	68
312	263	PIONEER CONSTRUCTION, Grand Rapids, Mich. †	290.0	0.0	190.0	66	31	0	0	3	0	0	0	0
313	316	SUKUT CONSTRUCTION LLC, Santa Ana, Calif.	289.0	0.0	258.0	0	0	17	32	0	2	33	0	0
314	336	HUTTON CORP., Wichita, Kan.	286.4	0.0	229.8	95	2	0	0	3	0	0	0	97
315	308	D.F. CHASE INC., Nashville, Tenn.	282.0	0.0	137.8	11	0	0	0	0	45	0	0	0
316	280	QUANDEL ENTERPRISES INC., Harrisburg, Pa. †	280.3	0.0	184.9	93	0	0	6	0	1	0	0	57
317	292	ROEBBELEN CONTRACTING INC., El Dorado Hills, Calif.	280.0	0.0	220.0	95	0	0	0	0	0	0	5	0
318	383	AUCH CONSTRUCTION, Pontiac, Mich.	279.6	0.0	257.5	100	0	0	0	0	0	0	0	100
319	269	COLUMBIA, North Reading, Mass.	279.2	0.0	384.4	87	0	4	0	0	0	0	0	96
320	311	BARR & BARR INC., New York, N.Y.	276.0	0.0	430.0	100	0	0	0	0	0	0	0	100
321	349	ENTACT, Grapevine, Texas	276.0	0.0	203.0	0	0	0	0	14	0	86	0	0
322	332	BLTYHE DEVELOPMENT CO., Charlotte, N.C. †	273.3	0.0	134.8	15	0	0	0	0	59	0	7	0
323	338	BERGLUND CONSTRUCTION CO., Chicago, Ill.	272.0	0.0	295.0	100	0	0	0	0	0	0	0	96
324	330	BOWEN ENGINEERING CORP., Indianapolis, Ind.	271.6	0.0	340.0	2	0	36	61	1	0	0	0	0
325	357	WILLIAMS INDUSTRIAL SERVICES GROUP INC., Tucker, Ga. †	269.1	35.7	218.0	0	0	66	5	4	0	10	0	11
326	344	HOWARD SHOCKEY & SONS INC., Winchester, Va.	269.0	0.0	179.0	87	0	0	0	13	0	0	0	48
327	312	DOSTER CONSTRUCTION CO. INC., Birmingham, Ala.	268.8	0.0	223.6	93	7	0	0	0	0	0	0	88
328	342	HARPER CONSTRUCTION CO. INC., San Diego, Calif.	268.7	0.0	238.3	58	0	0	0	0	42	0	0	0
329	**	GEMMA POWER SYSTEMS, Glastonbury, Conn. †	268.1	0.0	NA	0	0	100	0	0	0	0	0	0
330	363	MARCH ASSOCIATES CONSTRUCTION INC., Wayne, N.J.	265.4	0.0	388.0	100	0	0	0	0	0	0	0	0
331	346	CHANAN CONSTRUCTION CO. INC., Phoenix, Ariz.	265.2	0.0	265.2	100	0	0	0	0	0	0	0	100
332	253	COMMODORE BUILDERS, Waltham, Mass.	265.0	0.0	202.0	76	0	0	0	24	0	0	0	100
333	274	EXECUTIVE CONSTRUCTION INC., Hillside, Ill.	265.0	0.0	8.8	92	0	0	0	1	0	0	7	94
334	**	FONTAINE BROS. INC., Springfield, Mass.	264.6	0.0	170.9	100	0	0	0	0	0	0	0	61
335	**	SYS-CON LLC, Montgomery, Ala.	264.0	0.0	53.0	0	100	0	0	0	0	0	0	0
336	350	BRADBURY STAMM CONSTRUCTION INC., Albuquerque, N.M. †	261.7	0.0	215.0	99	0	0	1	0	0	0	0	39
337	318	BALDWIN & SHELL CONSTRUCTION CO., Little Rock, Ark.	261.4	0.0	187.0	81	19	0	0	0	0	0	0	93
338	314	SCHIMENTI CONSTRUCTION CO., Ridgefield, Conn.	260.0	0.0	196.0	100	0	0	0	0	0	0	0	16
339	**	DORAN COS., Bloomington, Minn. †	259.9	0.0	205.8	100	0	0	0	0	0	0	0	0
340	273	WIELAND, Lansing, Mich.	258.5	0.0	177.1	48	9	0	0	43	0	0	0	98
341	226	FINFROCK, Apopka, Fla.	257.0	0.0	450.0	100	0	0	0	0	0	0	0	100
342	283	MARKET & JOHNSON INC., Eau Claire, Wis.	254.0	0.0	301.0	94	3	0	2	0	0	0	0	16
343	252	PARKWAY C&A LP, Lewisville, Texas	254.0	2.0	246.0	100	0	0	0	0	0	0	0	0
344	351	CURRENT BUILDERS, Pompano Beach, Fla. †	250.0	0.0	265.0	100	0	0	0	0	0	0	0	0
345	**	CARDI CORP., Warwick, R.I.	250.0	0.0	200.0	0	0	0	0	0	100	0	0	0
346	**	JAMES E. ROBERTS - OBAYASHI CORP., Danville, Calif.	249.8	0.0	239.2	100	0	0	0	0	0	0	0	0
347	396	PROCIDA COS., Bronx, N.Y.	249.0	0.0	40.0	100	0	0	0	0	0	0	0	0
348	365	R.D. OLSON CONSTRUCTION, Irvine, Calif.	248.0	0.0	290.0	100	0	0	0	0	0	0	0	1
349	360	CHARLES PERRY PARTNERS INC., Gainesville, Fla.	248.0	0.0	207.4	100	0	0	0	0	0	0	0	68
350	**	CONGRUEX, Boulder, Colo. †	247.0	0.0	200.0	0	0	0	0	0	0	0	100	0

BOH BROS. CONSTRUCTION will serve as general contractor for a \$1-billion mixed-use project in New Orleans' River District.

RANK 2021	RANK 2020	FIRM	2020 REVENUE (\$ MIL)		2020 NEW CONTRACTS	GENERAL BUILDING	MANUFACTURING	POWER	WATER / SEWER / WASTE	INDUS. / PETROLEUM	TRANSPORTATION	HAZARDOUS WASTE	TELECOM	% CM-AT-RISK
			TOTAL	INT'L										
351	394	BRYAN CONSTRUCTION INC., Colorado Springs, Colo.	241.8	5.8	284.9	100	0	0	0	0	0	0	0	63
352	388	CF EVANS CONSTRUCTION, Orangeburg, S.C.	241.7	0.0	308.0	100	0	0	0	0	0	0	0	13
353	375	CSI CONSTRUCTION CO., Colorado Springs, Colo.	240.2	0.0	258.0	100	0	0	0	0	0	0	0	0
354	376	I+ICONUSA, Pittsburgh, Pa.†	240.0	0.0	165.0	15	4	1	8	14	53	0	0	15
355	**	SEVENSON ENVIRONMENTAL SERVICES INC., Niagara Falls, N.Y.	239.6	0.0	169.8	0	0	0	0	0	0	100	0	0
356	275	PC CONSTRUCTION CO., South Burlington, Vt.	239.5	0.0	364.2	47	2	6	37	9	0	0	0	69
357	366	GARCO CONSTRUCTION, Spokane, Wash.†	236.0	0.0	247.0	76	5	0	13	0	7	0	0	22
358	347	ULLIMAN SCHUTTE CONSTRUCTION LLC, Miamisburg, Ohio†	231.7	0.0	59.9	0	0	0	100	0	0	0	0	45
359	389	GHILOTTI CONSTRUCTION CO., Santa Rosa, Calif.	227.2	0.0	NA	4	0	0	35	0	60	0	0	100
360	**	RABREN GENERAL CONTRACTORS, Auburn, Ala.	227.0	0.0	181.0	100	0	0	0	0	0	0	0	0
361	301	RONCELLI INC., Sterling Heights, Mich.	227.0	5.0	174.0	26	35	0	0	0	0	0	0	56
362	327	EDIFICE INC., Charlotte, N.C.	226.0	0.0	256.0	100	0	0	0	0	0	0	0	24
363	**	HUDSON MERIDIAN CONSTRUCTION GROUP, New York, N.Y.	225.1	0.0	408.4	100	0	0	0	0	0	0	0	26
364	387	NEI GENERAL CONTRACTING, Randolph, Mass.	224.2	0.0	254.5	100	0	0	0	0	0	0	0	8
365	333	BYRNE CONSTRUCTION SERVICES, Fort Worth, Texas	223.6	0.0	195.0	100	0	0	0	0	0	0	0	86
366	392	COAKLEY & WILLIAMS CONSTRUCTION, Bethesda, Md.	221.5	0.0	116.4	100	0	0	0	0	0	0	0	75
367	299	JUNEAU CONSTRUCTION CO., Atlanta, Ga.	219.0	0.0	609.0	100	0	0	0	0	0	0	0	99
368	331	MYCON GENERAL CONTRACTORS INC., Dallas, Texas	216.8	0.0	208.5	98	0	0	0	1	0	0	0	0
369	369	KEY CONSTRUCTION INC., Wichita, Kan.	216.8	0.0	216.8	82	0	0	0	0	0	0	18	0
370	**	WESPAC CONSTRUCTION INC., Phoenix, Ariz.†	216.0	0.0	154.0	88	0	0	0	0	0	0	0	0
371	315	HOLT CONSTRUCTION CORP., Pearl River, N.Y.	216.0	0.0	462.0	100	0	0	0	0	0	0	0	51
372	**	MEB, Chesapeake, Va.	215.4	0.0	162.6	15	6	0	46	33	0	0	0	21
373	**	BLACH CONSTRUCTION, San Jose, Calif.	215.0	0.0	218.0	100	0	0	0	0	0	0	0	0
374	352	PRIMUS BUILDERS INC., Woodstock, Ga.	215.0	0.0	212.0	66	34	0	0	0	0	0	0	100
375	371	KRAEMER BROTHERS LLC, Plain, Wis.	215.0	0.0	150.0	100	0	0	0	0	0	0	0	6
376	**	WALKER & CO. INC., Winter Park, Fla.	215.0	0.0	NA	100	0	0	0	0	0	0	0	0
377	**	VJS CONSTRUCTION SERVICES, Pewaukee, Wis.†	214.3	0.0	194.0	100	0	0	0	0	0	0	0	100
378	368	BARTLETT BRAINARD EACOTT INC., Bloomfield, Conn.	214.0	0.0	102.0	93	0	0	0	7	0	0	0	0
379	362	LUSARDI CONSTRUCTION CO., San Marcos, Calif.	213.4	0.0	243.1	100	0	0	0	0	0	0	0	0
380	373	THE BETTE COS., Latham, N.Y.	213.1	0.0	301.1	80	0	4	0	0	16	0	0	0
381	**	PARRISH CONSTRUCTION GROUP INC., Perry, Ga.	212.0	0.0	190.0	98	2	0	0	0	0	0	0	91
382	320	DONOHUE CONSTRUCTION CO., Bethesda, Md.	211.8	0.0	538.7	100	0	0	0	0	0	0	0	14
383	**	T N WARD CO., Ardmore, Pa.	211.8	0.0	584.0	95	0	4	0	0	1	0	0	90
384	391	TERMINAL CONSTRUCTION CORP., Wood-Ridge, N.J.	211.0	0.0	454.0	100	0	0	0	0	0	0	0	0
385	393	BROWN CONSTRUCTION INC., West Sacramento, Calif.	210.0	0.0	377.0	100	0	0	0	0	0	0	0	0
386	384	THE NORWOOD CO., Malvern, Pa.†	208.9	0.0	157.0	100	0	0	0	0	0	0	0	100
387	353	BUCH CONSTRUCTION INC., Laurel, Md.	208.0	0.0	NA	95	5	0	0	0	0	0	0	0
388	380	RUSSELL CONSTRUCTION CO. INC., Davenport, Iowa†	207.3	0.0	162.0	100	0	0	0	0	0	0	0	33
389	**	PAGE, Washington, D.C.†	206.2	59.8	40.4	86	4	0	0	0	2	0	7	6
390	**	POETTKER CONSTRUCTION CO., Breese, Ill.	206.0	0.0	140.0	86	0	10	0	0	4	0	0	33
391	367	THE JAYNES COS., Albuquerque, N.M.†	205.1	0.0	112.5	100	0	0	0	0	0	0	0	31
392	382	BELL & ASSOCIATES CONSTRUCTION LP, Brentwood, Tenn.	205.0	0.0	120.2	75	0	0	0	0	25	0	0	63
393	**	IHC CONSTRUCTION COS. LLC, Elgin, Ill.	201.6	0.0	201.6	29	0	0	60	0	6	0	4	18
394	321	MOOREFIELD CONSTRUCTION INC., Santa Ana, Calif.	199.0	0.0	131.0	100	0	0	0	0	0	0	0	0
395	390	KIELY FAMILY OF COS., Tinton Falls, N.J.†	198.4	0.0	91.1	0	0	0	12	61	27	0	0	0
396	**	VERICON CONSTRUCTION CO., Mountainside, N.J.	196.6	0.0	136.7	100	0	0	0	0	0	0	0	9
397	**	RAILROAD CONSTRUCTION CO. INC., Paterson, N.J.	195.0	0.0	195.0	0	0	11	6	28	45	0	5	0
398	**	CR CRAWFORD CONSTRUCTION LLC, Fayetteville, Ark.	193.6	0.0	170.6	100	0	0	0	0	0	0	0	51
399	343	BOH BROS. CONSTRUCTION CO. LLC, New Orleans, La.	193.0	0.0	273.6	3	0	0	0	54	43	0	0	6
400	**	O'SHEA BUILDERS, Springfield, Ill.	192.2	0.0	19.5	100	0	0	0	0	0	0	0	82

Where to Find the Top 400

FIRM	RANK	FIRM	RANK	FIRM	RANK	FIRM	RANK
A							
Absher Construction Co.	307	The Cianbro Cos.	88	Garney Holding Co.	93	Kraemer Brothers LLC	375
Adolfson & Peterson Construction	78	Cives Steel Co.	244	Gemina Power Systems	329	Kraemer North America LLC	283
AECOM	8	Clancy & Theys Construction	155	Ghillotti Construction Co.	359	Kraus-Anderson Construction Co.	213
Aegion Corp.	97	Clark Construction Co.	198	Gilbane Building Co.	11	L	
Alberici-Flintco	30	Clark Group	13	GLY Construction	167	LandSouth Construction	229
Allied Power	291	Clayco	24	Goodfellow Bros.	158	Lane Industries Inc.	69
Alston Construction	56	Clune Construction	72	Graham Construction	156	Las Vegas Paving Corp.	176
Ames Construction Inc.	73	Cookley & Williams Construction	366	Granger Construction Co.	257	LeChase Construction Services LLC	108
Andersen Construction	152	Coastal Construction Group	90	Granite Construction Inc.	25	The Lemoine Co.	236
RC Andersen LLC	110	Colas Inc.	42	Gray Construction	51	Lendlease	33
Anderson Columbia Co. Inc.	191	Columbia	319	Graycor	150	Leopardo Cos.	285
Dick Anderson Construction Inc.	152	Commercial Contracting Corp.	250	Great Lakes Dredge & Dock Co.	125	Level 10 Construction	112
ANDRES Construction Services LLC	138	Commodore Builders	332	Grunley Construction Co. Inc.	239	Lee Lewis Construction Inc.	131
APTIM	89	Congruex	350	H		Lusardi Construction Co.	379
Arch-Con Corp.	205	The Conlan Company	47	H&M Co. Inc.	197	Lydig Construction Inc.	263
ARCO Construction Cos.	34	Consigli Construction Co. Inc.	49	The Hagerman Group	256	Lyles Construction Group	303
Aristeo Construction Co.	248	Construction Partners	117	Harper Construction Co. Inc.	328	M	
ASRC Industrial Services	146	Contegra Construction	298	Harper General Contractors	297	J.T. Magen & Co. Inc.	67
Auch Construction	318	CORE Construction Group	79	David E. Harvey Builders Inc.	50	Manhattan Construction Group	65
Austin Industries	39	CR Crawford Construction LLC	398	Haselden Construction	308	Manson Construction Co.	209
AvalonBay Communities Inc.	132	CRB	130	Haskell	86	March Associates Construction Inc.	330
B							
Baldwin & Shell Construction Co.	337	Crossland Construction Co. Inc.	66	Hathaway Dinwiddie Construction Co.	44	Market & Johnson Inc.	342
Balfour Beatty US	16	Crowder Constructors Inc.	304	Hawaiian Dredging Construction Co. Inc.	171	Martin-Harris Construction LLC	183
Barnard Construction Co. Inc.	63	CSI Construction Co.	353	Haydon Building Corp.	311	Mascaro Construction Co. LP	275
Barnhill Contracting Co.	128	J.P. Cullen and Sons Inc.	261	Hensel Phelps	12	Matrix Service Co.	116
Barr & Barr Inc.	320	Current Builders	344	Hill & Wilkinson General Contractors	288	MATT Construction	202
Bartlett Brainard Eacott Inc.	378	D		Hillwood Construction Services	168	McCarthy Holdings Inc.	19
Bartlett Cocke General Contractors LLC	129	Danis	247	HITT Contracting Inc.	32	McCownGordon Construction	159
Barton Malow Holdings LLC	37	James G. Davis Construction Corp.	100	Hoar Construction	104	McGough	127
Batson-Cook Construction	141	Day & Zimmermann	99	Hoffman Construction	31	The McShane Cos.	75
BBL Construction Services LLC	200	Deacon Construction LLC	216	Holder Construction	21	Messer Construction Co.	62
Bechtel	2	DeAngelis Diamond Construction	306	Holt Construction Corp.	371	CR Meyer	185
The Beck Group	96	Delbrook I, JKS	280	E.W. Howell Co. LLC	310	Michels Corp.	28
Bell & Associates Construction LP	392	Dennis Group	180	Hudson Meridian Construction Group	363	The Middlesex Corp.	222
Berglund Construction Co.	323	DEPCOM Power	203	Hunter Roberts Construction Group LLC	106	Milender White	301
Bernards	136	Devcon Construction Inc.	40	Hunzinger Construction Co.	284	Millie and Severson General Contractors	212
The Bette Cos.	380	P.J. Dick - Trumbull - Lindy Paving	91	Hutton Corp.	314	Miron Construction Co. Inc.	68
Big-D Construction	59	DIMEO Construction Co.	215	I		Moorefield Construction Inc.	394
Biflinger North America Inc.	181	Dome Construction Inc.	233	i+iconUSA	354	Morley Builders	192
Blach Construction	373	Donohoe Construction Co.	382	IHC Construction Cos. LLC	393	Mortenson	18
Black & Veatch	55	Doran Cos.	339	IMC Construction	232	Moss	61
Blythe Development Co.	322	Doster Construction Co. Inc.	327	Infrastructure and Energy Alternatives Inc.	48	MW Builders	295
BMWC Constructors Inc.	296	DPR Construction	10	INTECH Construction	235	MWH Constructors Inc.	166
BNBuilders Inc.	109	Dragados	27	Iovino Enterprises	231	MYCON General Contractors Inc.	368
Boh Bros. Construction Co. LLC	399	C.W. Driver Cos.	162	IPS-Integrated Project Services LLC	243	Allan Myers	94
The Boldt Co.	115	Drymalla Construction Co.	265	J		N	
Bowen Engineering Corp.	324	Duke Construction	137	Jacobsen Construction Co. Inc.	157	Nabholz Construction Corp.	121
Bozuto Construction Co.	220	JE Dunn Construction Group	20	The Jaynes Cos.	391	Nan Inc.	234
Bradbury Stamm Construction Inc.	336	E		Jingoli - DCO	175	NEI General Contracting	364
The Branch Group Inc.	204	ECC	196	Joeris General Contractors Ltd.	143	New Enterprise Stone & Lime Co. Inc.	194
Brasfield & Gorrie L.L.C.	22	Edifice Inc.	362	GE Johnson	164	New South Construction Co.	241
Brinkmann Constructors	123	Electrical Consultants Inc.	211	W. M. Jordan Co.	153	Nibbi Brothers General Contractors	230
Brown Construction Inc.	385	Elford Inc.	238	JPI	240	The Norwood Co.	386
Bryan Construction Inc.	351	EMJ Corp.	262	JRM Construction Management	144	O	
Buch Construction Inc.	387	Engineered Structures Inc. (ESI)	206	Juneau Construction Co.	367	O&G Industries Inc.	226
Bulley & Andrews	270	ENTACT	321	K		O'Neil Industries Inc.	122
Burns & McDonnell	45	Eurovia USA (fka The Hubbard Group Inc.)	95	M. B. Kahn Construction Co. Inc.	273	O'Shea Builders	400
Butz Enterprises Inc.	237	Executive Construction Inc.	333	Kajima Building & Design Group Inc.	228	OHL USA Inc.	70
Byrne Construction Services	365	Exxel Pacific Inc.	292	KAST Construction Co. LLC	189	Okland Corp.	54
C		Exyte US Inc.	246	Kaufman Lynn Construction	224	R.D. Olson Construction	348
Caddell Construction Co. (DE) LLC	111	F		KBE Building Corp.	281	Oltmans Construction Co.	184
Cahill Contractors	177	Fagen Inc.	173	KBS Inc.	249	The Opus Group	259
Cajun Industries Holdings LLC	223	FCI Constructors Inc.	170	Lee Kennedy Co.	276	Orion Group Holdings Inc.	134
Callahan Construction Managers	279	FCL Builders LLC	85	Key Construction Inc.	369	C. Overaa & Co.	269
Cardi Corp.	345	Ferreira Construction Co. Inc.	172	Kiely Family of Cos.	395	P	
Carroll Daniel Construction Co.	219	Ferrovia US Construction Corp.	36	Kiewit Corp.	4	Page	389
Catamount Constructors Inc.	124	J.H. Findorff & Son Inc.	118	Kitchell Corp.	149	PARIC Holdings	221
CBRE	114	FINFROCK	341	Klinger Cos. Inc.	214	Parkway C&A LP	343
CDM Smith	255	Flatiron Construction	46	Albert C. Kobayashi Inc.	299	Parrish Construction Group Inc.	381
CF Evans Construction	352	J. Fletcher Creamer & Son Inc.	218	The Kokosing Group of Cos.	53	Parsons	163
Chanen Construction Co. Inc.	331	Fluor	3	The Korte Co.	300	F.H. Paschen	126
D.F. Chase Inc.	315	Fontaine Bros. Inc.	334	KPRS Construction Services Inc.	161	PC Construction Co.	356
Chasse Building Team	274	Fort Myer Construction Corp.	305	L			
China Construction America/Plaza Construction	103	Fortis Construction Inc.	82	LandSouth Construction	229		
Choate Construction Co.	87	Frana Cos. Inc.	272	Lane Industries Inc.	69		
The Christman Co.	92	G		Las Vegas Paving Corp.	176		
		Garco Construction	357	LeChase Construction Services LLC	108		
				The Lemoine Co.	236		
				Lendlease	33		
				Leopardo Cos.	285		
				Level 10 Construction	112		
				Lee Lewis Construction Inc.	131		
				Lusardi Construction Co.	379		
				Lydig Construction Inc.	263		
				Lyles Construction Group	303		
				M			
				J.T. Magen & Co. Inc.	67		
				Manhattan Construction Group	65		
				Manson Construction Co.	209		
				March Associates Construction Inc.	330		
				Market & Johnson Inc.	342		
				Martin-Harris Construction LLC	183		
				Mascaro Construction Co. LP	275		
				Matrix Service Co.	116		
				MATT Construction	202		
				McCarthy Holdings Inc.	19		
				McCownGordon Construction	159		
				McGough	127		
				The McShane Cos.	75		
				MEB	372		
				Messer Construction Co.	62		
				CR Meyer	185		
				Michels Corp.	28		
				The Middlesex Corp.	222		
				Milender White	301		
				Millie and Severson General Contractors	212		
				Miron Construction Co. Inc.	68		
				Moorefield Construction Inc.	394		
				Morley Builders	192		
				Mortenson	18		
				Moss	61		
				MW Builders	295		
				MWH Constructors Inc.	166		
				MYCON General Contractors Inc.	368		
				Allan Myers	94		
				N			
				Nabholz Construction Corp.	121		
				Nan Inc.	234		
				NEI General Contracting	364		
				New Enterprise Stone & Lime Co. Inc.	194		
				New South Construction Co.	241		
				Nibbi Brothers General Contractors	230		
				The Norwood Co.	386		
				O			
				O&G Industries Inc.	226		
				O'Neil Industries Inc.	122		
				O'Shea Builders	400		
				OHL USA Inc.	70		
				Okland Corp.	54		
				R.D. Olson Construction	348		
				Oltmans Construction Co.	184		
				The Opus Group	259		
				Orion Group Holdings Inc.	134		
				C. Overaa & Co.	269		
				P			
				Page	389		
				PARIC Holdings	221		
				Parkway C&A LP	343		
				Parrish Construction Group Inc.	381		
				Parsons	163		
				F.H. Paschen	126		
				PC Construction Co.	356		

Where to Find the Top 400

FIRM	RANK	FIRM	RANK	FIRM	RANK	FIRM	RANK		
PCL Construction	14	James E. Roberts - Obayashi Corp.	346	C D Smith Construction	188	V			
F.A. Peinado LLC (dba Peinado Construction)	289	Robins & Morton	81	Southland Holdings LLC	83		James R. Vannoy & Sons Construction Co. Inc.	169	
The PENTA Building Group	174	Rockford Construction Co.	227	SpawGlass Holding LP	187		VCC LLC	147	
Pepper Construction	76	Rodgers Builders Inc.	133	Stacy and Witbeck Inc.	140		Vecellio Group Inc.	225	
Performance Contractors Inc.	84	Roebbeln Contracting Inc.	317	Staker Parson Materials & Construction	199		Vericon Construction Co.	396	
Perlo Construction	294	Rogers-O'Brien Construction	135	Stellar	139		VJS Construction Services	377	
Pernix Group Inc.	252	Roncelli Inc.	361	Sterling Construction Co. Inc.	64		W, Y, Z		
Charles Perry Partners Inc.	349	The Rudolph Libbe Cos. Inc.	160	STO Building Group Inc.	6			Walbridge	43
Phillips Infrastructure Holdings Inc.	271	Russell Construction Co. Inc.	388	STRIKE	98			Walker & Co. Inc.	376
GH Phipps Construction Cos.	260	Ryan Cos. US Inc.	26	Suffolk Construction Co. Inc.	23			Weis Builders Inc.	186
The Pike Cos. Ltd.	208	Rycon Construction Inc.	207	Sukut Construction LLC	313	The Walsh Group		15	
Pioneer Construction	312	S		Summit Contracting Group Inc.	151	T N Ward Co.		383	
Plant Construction Co. LP	245		S&B Engineers and Constructors Ltd.	57	Sundt Construction Inc.	58		Webcor	60
Poettiker Construction Co.	390		Samet Corp.	182	Superior Construction Holding Co. Inc.	217		Weeks Marine Inc.	119
Pogue Construction Co. LP	179		Satterfield & Pontikes Construction Inc.	148	Swinerton	17		Weis Builders Inc.	186
Posillico Inc.	178		Saunders Construction Inc.	258	Sys-Con LLC	335		The Weitz Co. & Affiliates	71
Power Construction Co. LLC	102		Schimenti Construction Co.	338	T		Wespac Construction Inc.	370	
Primus Builders Inc.	374		CG Schmidt	242		Teichert Construction	105	Wharton-Smith Inc.	154
Procidia Cos.	347		Security Paving Co. Inc.	254		Terminal Construction Corp.	384	The Whiting-Turner Contracting Co.	5
Q			Sellen Construction	165		Torcon Inc.	278	WIELAND	340
	Q&D Construction		277	SEMA Construction Inc.		282	Traylor Bros. Inc.	145	F.A. Wilhelm Construction
Quandel Enterprises Inc.	316	Senvenson Environmental Services Inc.	355	Triton Construction Co. LLC		287	Williams Brothers Construction Co. Inc.	142	
R		Shaw Construction	290	Truebeck Construction		120	Williams Industrial Services Group Inc.	325	
	R&O Construction	268	Shawmut Design and Construction	77		Turner & Townsend	195	Willmeng Construction Inc.	201
	Rabren General Contractors	360	Shiel Sexton Co. Inc.	286		The Turner Corp.	1	Wohlsen Construction Co.	266
	Railroad Construction Co. Inc.	397	Howard Shockey & Sons Inc.	326		Turner Industries Group LLC	35	Wood	38
	RailWorks	107	Shook Construction	293	Tutor Perini Corp.	7	Worley	52	
	Rand Construction Corp.	253	Skanska USA	9	U		The Yates Cos. Inc.	29	
	E.E. Reed Construction LP	101	Skender	251		Ulliman Schutte Construction LLC	358	Zachry Construction Corp.	210
	River City Construction LLC	309	Skyline Construction	190		United E&C Inc.	193	Zachry Group	41
			Sletten Cos.	267					



ENReNewsletters
Engineering News-Record

Insights on Equipment, Risk, Technology, Energy, Workforce

Interested in Technology, Risk, Equipment, Energy and Workforce news from the engineered construction industry? Subscribe to ENR's newsletters!

VISIT ENR.com/enews
SIGN UP TODAY!



Where the 2021 Top 400 Contractors Worked

Region Country Company

A. NORTH AMERICA

CANADA

APTIM
ARCO Construction Cos.
Aegion Corp.
Alberici-Flintco
Barnard Construction Co. Inc.
Barton Malow Holdings LLC
Bechtel
Black & Veatch
Burns & McDonnell
CBRE
CDM Smith
China Constr. America/Plaza Constr.
Day & Zimmermann
Dennis Group
Dragados
ECC
Flatiron Construction
Fluor
Gilbane Building Co.
Graham Construction
Granite Construction Inc.
Gray Construction
HITT Contracting Inc.
IPS-Integrated Project Services LLC
Jingoli - DCO
Kiewit Corp.
MWH Constructors Inc.
Manson Construction Co.
Matrix Service Co.
Michels Corp.
Mortenson
PCL Construction
Parkway C&A LP
Parsons
RailWorks
Roncelli Inc.
STO Building Group Inc.
Southland Holdings LLC
The Turner Corp.
The Walsh Group
Tutor Perini Corp.
United E&C Inc.
Weeks Marine Inc.
Williams Industrial Services Group Inc.
Wood
Zachry Group

B. LATIN AMERICA

ARGENTINA

CBRE
China Constr. America/Plaza Constr.
Fluor

Region Country Company

BOLIVIA

Wood

BRAZIL

Bechtel
CBRE
Fluor
IPS-Integrated Project Services LLC

CHILE

Aegion Corp.
Bechtel
CBRE
Fluor
Wood

COLOMBIA

CBRE
Fluor

COSTA RICA

CBRE

ECUADOR

Haskell

GUATEMALA

BL Harbert International

HONDURAS

BL Harbert International
Fluor
Orion Group Holdings Inc.

MEXICO

Alberici-Flintco
BL Harbert International
Barton Malow Holdings LLC
CBRE
Caddell Construction Co. (DE) LLC
Commercial Contracting Corp.
Dennis Group
Fluor
Gilbane Building Co.
Granite Construction Inc.
Haskell
IPS-Integrated Project Services LLC
Kiewit Corp.
Manhattan Construction Group
The Beck Group
The Turner Corp.
Walbridge

PANAMA

CBRE
China Constr. America/Plaza Constr.

Where the 2021 Top 400 Contractors Worked

Region Country Company

Weeks Marine Inc.

PARAGUAY

Caddell Construction Co. (DE) LLC

PERU

APTIM

Bechtel

CBRE

Fluor

Wood

SURINAME

BL Harbert International

URUGUAY

Tutor Perini Corp.

VENEZUELA

Fluor

Zachry Group

C. CARIBBEAN ISLANDS

CUBA

DPR Construction

Gilbane Building Co.

Wood

GREATER ANTILLES

CBRE

Caddell Construction Co. (DE) LLC

Dennis Group

Haskell

Manhattan Construction Group

Orion Group Holdings Inc.

Southland Holdings LLC

LESSER ANTILLES

APTIM

Caddell Construction Co. (DE) LLC

China Constr. America/Plaza Constr.

Fluor

Gilbane Building Co.

Jingoli - DCO

OHL USA Inc.

Orion Group Holdings Inc.

Rockford Construction Co

S&B Engineers and Constructors Ltd.

Weeks Marine Inc.

PUERTO RICO

APTIM

Fluor

The Lemoine Co.

The Walsh Group

Region Country Company

Tutor Perini Corp.

Weeks Marine Inc.

D. EUROPE

ALBANIA

Bechtel

CBRE

AUSTRIA

CBRE

AZERBAIJAN

Bechtel

Fluor

BELGIUM

Aegion Corp.

CBRE

Caddell Construction Co. (DE) LLC

Fluor

Parsons

BOSNIA & HERZEGOVINA

CBRE

BULGARIA

CBRE

CROATIA

CBRE

CZECH REP.

CBRE

DENMARK

Aegion Corp.

CBRE

IPS-Integrated Project Services LLC

FINLAND

CBRE

Fluor

FRANCE

CBRE

Day & Zimmermann

Fluor

Wood

GEORGIA

Bechtel

Parsons

GERMANY

APTIM

Where the 2021 Top 400 Contractors Worked

Region Country Company

CBRE
DPR Construction
ECC
Fluor
IPS-Integrated Project Services LLC
Parsons
Pernix Group Inc.
Wood

GREECE

Caddell Construction Co. (DE) LLC

HUNGARY

CBRE
Engineered Structures Inc. (ESI)
Fluor

IRELAND

Aegion Corp.
CBRE
Fluor
Gray Construction
IPS-Integrated Project Services LLC
STO Building Group Inc.

ITALY

CBRE
ECC
Parsons
Wood

NETHERLANDS

Aegion Corp.
CBRE
Caddell Construction Co. (DE) LLC
DPR Construction
Fluor
Wood

NORWAY

Aegion Corp.
CBRE
Fluor

POLAND

CBRE
Fluor
Wood

PORTUGAL

CBRE
Dennis Group
ECC

ROMANIA

Bechtel

Region Country Company

Bryan Construction Inc.
CBRE
ECC

RUSSIA

CBRE
Caddell Construction Co. (DE) LLC
Fluor

SERBIA

Bechtel
CBRE

SLOVAKIA

Fluor

SLOVENIA

CBRE

SPAIN

Aegion Corp.
CBRE
ECC
Gilbane Building Co.
IPS-Integrated Project Services LLC
Wood

SWEDEN

BL Harbert International
CBRE
Fluor

SWITZERLAND

CBRE
DPR Construction
IPS-Integrated Project Services LLC

UKRAINE

Bechtel

UNITED KINGDOM

Aegion Corp.
BL Harbert International
Bechtel
Black & Veatch
CBRE
DPR Construction
ECC
Fluor
Gilbane Building Co.
IPS-Integrated Project Services LLC
MWH Constructors Inc.
Parsons
STO Building Group Inc.
Southland Holdings LLC
The Turner Corp.

Where the 2021 Top 400 Contractors Worked

Region Country Company

Wood

E. MIDDLE EAST

AFGHANISTAN

Caddell Construction Co. (DE) LLC

Fluor

Gilbane Building Co.

The Weitz Co. & Affiliates

BAHRAIN

APTIM

Bechtel

ECC

Great Lakes Dredge & Dock Co.

The Weitz Co. & Affiliates

IRAQ

BL Harbert International

Fluor

The Weitz Co. & Affiliates

ISRAEL

CBRE

CDM Smith

Fluor

Gilbane Building Co.

MWH Constructors Inc.

JORDAN

BL Harbert International

The Turner Corp.

KUWAIT

Aegion Corp.

Fluor

The Turner Corp.

The Weitz Co. & Affiliates

LEBANON

BL Harbert International

CDM Smith

Parsons

OMAN

Aegion Corp.

Bechtel

PAKISTAN

BL Harbert International

CBRE

QATAR

Aegion Corp.

BL Harbert International

Bechtel

Region Country Company

Fluor

The Weitz Co. & Affiliates

Wood

SAUDI ARABIA

Aegion Corp.

Bechtel

Caddell Construction Co. (DE) LLC

Fluor

Gilbane Building Co.

The Turner Corp.

The Weitz Co. & Affiliates

Tutor Perini Corp.

TURKEY

BL Harbert International

CBRE

Fluor

The Turner Corp.

U.A.E.

Aegion Corp.

Bechtel

Parsons

The Turner Corp.

F. ASIA

BRUNEI

Aegion Corp.

CAMBODIA

Haskell

CHINA (P.R.C.)

CBRE

Fluor

IPS-Integrated Project Services LLC

DIEGO GARCIA

Gilbane Building Co.

Parsons

Tutor Perini Corp.

HONG KONG (P.R.C.)

Aegion Corp.

Bechtel

CBRE

INDIA

Aegion Corp.

BL Harbert International

Bechtel

CBRE

Caddell Construction Co. (DE) LLC

Fluor

Where the 2021 Top 400 Contractors Worked

Region Country Company

IPS-Integrated Project Services LLC
The Turner Corp.

INDONESIA

Aegion Corp.
BL Harbert International
Bechtel
Black & Veatch
CBRE
Fluor
The Turner Corp.

JAPAN

APTIM
Aegion Corp.
CBRE
Fluor
Gilbane Building Co.
Parsons
The Weitz Co. & Affiliates

KAZAKHSTAN

Fluor

KOREA, SOUTH

BL Harbert International
CBRE
DPR Construction
Gilbane Building Co.
Matrix Service Co.
Parsons
Pernix Group Inc.
Wood

KYRGYZSTAN

CBRE

MALAYSIA

Aegion Corp.
Black & Veatch
CBRE
Fluor
Haskell

MONGOLIA

Fluor

PHILIPPINES

CBRE
Fluor
Haskell
Tutor Perini Corp.

SINGAPORE

Aegion Corp.
CBRE

Region Country Company

DPR Construction
Fortis Construction Inc.

SRI LANKA

Caddell Construction Co. (DE) LLC

TAIWAN

Aegion Corp.
Bechtel
Black & Veatch
CBRE
Fluor

THAILAND

Aegion Corp.
BL Harbert International
Bechtel
Black & Veatch
CBRE
Fluor
The Turner Corp.

TURKMENISTAN

Caddell Construction Co. (DE) LLC

VIETNAM

Black & Veatch
CBRE
CDM Smith
The Turner Corp.

G. AUSTRALIA/OCEANIA

AUSTRALIA

Aegion Corp.
Bechtel
Black & Veatch
CBRE
Engineered Structures Inc. (ESI)
Fluor

NEW ZEALAND

Aegion Corp.
CBRE

PACIFIC ISLANDS

APTIM
Parsons
Pernix Group Inc.

PAPUA NEW GUINEA

Caddell Construction Co. (DE) LLC

Where the 2021 Top 400 Contractors Worked

Region Country Company

G. NORTH AFRICA

ALGERIA

Bechtel

EGYPT

Bechtel

CBRE

The Turner Corp.

The Weitz Co. & Affiliates

MOROCCO

BL Harbert International

CBRE

NIGER

BL Harbert International

Fluor

SUB SAHARA

Caddell Construction Co. (DE) LLC

Gilbane Building Co.

TUNISIA

AECOM

Jensen Hughes

Karn Charuhas Chapman & Twohey, PC

KBR Inc.

KPFF Consulting Engineers

Merrick & Co.

Sargent & Lundy

Wood

H. CENTRAL AND SOUTHERN AFRICA

ANGOLA

Bechtel

BOTSWANA

Fluor

GABON

Bechtel

GUINEA

Fluor

KENYA

Bechtel

Caddell Construction Co. (DE) LLC

MOZAMBIQUE

Fluor

Pernix Group Inc.

Region Country Company

SOUTH AFRICA

Aegion Corp.

Fluor

UGANDA

Fluor

Pernix Group Inc.

ZIMBABWE

BL Harbert International

I. ANTARCTIC/ARCTIC

ANTARCTIC/ARCTIC

Parsons

2021 Top 400 Contractors – Subsidiaries by Rank

Rank	Company	Subsidiary	Rank	Company	Subsidiary
2	Bechtel	<i>BNT International Company Bechtel Construction Operation, Inc. Bechtel Corporation Bechtel Global Energy Inc. Bechtel Global Infrastructure & Minerals Inc. Bechtel India Private Ltd. Bechtel Nuclear, Security & Environmental, Inc.</i>			<i>Tutor Perini Building Corp. Tutor Perini Civil Construction</i>
3	Fluor	<i>Fluor Constructors International Inc. Fluor Enterprises Inc.</i>	9	Skanska USA	<i>Skanska USA Building Skanska USA Civil</i>
4	Kiewit	<i>Cherne Contracting Corporation Construction Kiewit Cie Ganotec Inc. Kiewit Building Group Inc. Kiewit Canada Group Inc. Kiewit Energy Group Inc. Kiewit Engineering Group Inc. Kiewit Foundations Co. Kiewit Infrastructure Co. Kiewit Infrastructure South Co. Kiewit Infrastructure West Co. Kiewit Offshore Services Ltd. Kiewit Power Constructors Co. Kiewit Water Facilities South Co. Mass. Electric Construction Co. Peter Kiewit Sons ULC T.E. Ibberson Company TIC - The Industrial Company</i>	11	Gilbane Building Co.	<i>G.O. Services GRS Disaster Recovery Gilbane Federal</i>
6	STO Building Group Inc.	<i>Abbott Construction Ajax Building Company BCCI Construction Govan Brown LF Driscoll Layton Construction Pavarini Construction Pavarini McGovern Structure Tone Global Services Structure Tone International Structure Tone LLC Structure Tone Southwest</i>	13	Clark Group	<i>CBG Building Company Edgemoor Real Estate and Infrastructure Guy F. Atkinson Construction LLC S2N Technology Group Shirley Contracting Company LLC</i>
7	Tutor Perini	<i>AZCO Becho Inc. Black Construction Frontier - Kemper Lunda Construction Perini Management Services Roy Anderson Corp. Rudolph and Sletten</i>	14	PCL Construction	<i>Melloy Industrial Services Inc. Nordic PCL Construction, Inc. PCL Builders Inc. PCL Civil Constructors, Inc. PCL Construction Enterprises, Inc. PCL Construction Management Inc. PCL Construction Resources (U.S.A.) Inc. PCL Construction Resources Inc. PCL Construction Services, Inc. PCL Construction, Inc. PCL Constructors Canada Inc. PCL Constructors Northern Inc. PCL Constructors Westcoast Inc. PCL Energy Inc. PCL Industrial Construction Co. PCL Industrial Constructors Inc. PCL Industrial Services Inc. PCL Industrial Services, Inc. PCL Investments Canada</i>
			16	Balfour Beatty US	<i>Balfour Beatty Communities Balfour Beatty Construction Balfour Beatty Infrastructure Balfour Beatty Rail Fru-Con</i>
			18	Mortenson	<i>M. A. Mortenson Company Mortenson International, Inc.</i>
			19	McCarthy Holdings Inc.	<i>MC Industrial, Inc McCarthy Building Companies, Inc</i>

2021 Top 400 Contractors – Subsidiaries by Rank

Rank	Company	Subsidiary	Rank	Company	Subsidiary
23	Suffolk Construction Co. Inc.	Liberty Construction Services Liberty Conshor Liberty Equipment and Supply Liberty West -NY Inc.			Precision Construction
24	Clayco	CRG Concrete Strategies Lamar Johnson Collaborative Ventana	33	Lendlease	Lendlease (US) Construction Inc. Lendlease (US) Construction Inc. Lendlease (US) Construction Inc. Lendlease (US) Construction Inc. Lendlease (US) Construction LMB Inc. Lendlease (US) Construction LMB Inc. Lendlease (US) Public Partnerships LLC
25	Granite Construction Inc.	Granite Inliner Granite Power, Inc Intermountain Slurry Sea International Directional Services (IDS) Layne, A Granite Company (Layne) Liner Products LiquiForce, a Granite Company (LiquiForce)	34	ARCO Construction Cos.	ARCO Construction Company ARCO Design/Build ARCO Design/Build Industrial ARCO Murray Construction Company ARCO National Construction ARCO/Murray National
27	Dragados	Dragados Canada, Inc. Dragados USA, Inc. J.F. White Contracting Co. John P. Picone, Inc. Prince Contracting, LLC Pulice Construction, Inc. Schiavone Construction Co., LLC	35	Turner Industries Group LLC	Turner Industrial Maintenance, LLC Turner Specialty Services, LLC
29	The Yates Cos. Inc.	American Industrial Construction, LLC Blaine Construction Corporation Edwards Electric Service, LLC JESCO, Inc. Merit Electrical, Inc. Superior Asphalt, Inc. W.G. Yates & Sons Construction Company Yates Constructors, LLC Yates Engineers, LLC Yates Services, LLC	36	Ferrovial US Construction Corp.	Ferrovial Construction US Corp Webber, LLC
30	Alberici-Flintco	Alberici Constructors, Inc. Alberici Constructors, Ltd. CAS Constructors, LLC Flintco, LLC WWPS	37	Barton Malow Holdings LLC	Barton Malow Builders LLC Barton Malow Company LiftBuild.
31	Hoffman Construction	Hoffman Mechanical Corporation Hoffman Specialty Contracting Hoffman Structures Ming Surveyors	39	Austin Industries	Austin Bridge & Road Austin Commercial Austin Industrial
			41	Zachry Group	JV Industrial Zachry Engineering Zachry Industrial Zachry Nuclear
			42	Colas Inc.	Barrett Industries Branscome Inc. Colas Construction USA Colas ISS Colas Solutions Colaska Delta Companies Inc. Reeves Construction Co. Simon

2021 Top 400 Contractors – Subsidiaries by Rank

Rank Company *Subsidiary*

Rank Company *Subsidiary*

Sully-Miller Contacting Co.

45 Burns & McDonnell

*AZCO
Ref-Chem*

46 Flatiron Construction

*AECON-Flatiron-Dragados-EBC GP, JV
Branch-Flatiron, JV
Dragados-Flatiron, JV
Dragados-Flatiron-Sukut, JV
Dragados-Vinci-Flatiron-DCB, JV
EE Cruz and Company, Inc
Flatiron Constructors Canada
Flatiron Constructors, Inc
Flatiron Electric Group, Inc
Flatiron West, Inc
Flatiron-AECOM, JV
Flatiron-AECON WCRR, JV
Flatiron-AECON, JV
Flatiron-BDC Greensboro, JV
Flatiron-BDC, JV
Flatiron-Branch, JV
Flatiron-Dragados, JV
Flatiron-Dragados, JV
Flatiron-Dragados-AECON-LaFrage, JV
Flatiron-Dragados-Sukut, JV
Flatiron-Drill Tech, JV
Flatiron-Graham, JV
Flatiron-Graham-Parsons, JV
Flatiron-Harper, JV
Flatiron-Kiewit, JV
Flatiron-Lane, JV
Flatiron-Skanska-Stacy Witbeck, JV
Flatiron-Zachry, JV
Flour-Balfour-Flatiron-Dragados, JV
Graham-Flatiron, JV
Kiewit-Flatiron, JV
Signature on the St Lawrence, JV
Stoney Trail Constructors
Topgrade-Flatiron-Gallagher, JV
Trans-Park Highway Constructor
Turner-Flatiron, JV
Turner-Flatiron, JV
Turner-PCL-Flatiron, JV*

48 Infrastructure and Energy Alternatives Inc.

*American Civil Constructors, Mountain West, LLC
American Civil Constructors, West Coast, LLC
Bianchi Electric, LLC
IEA Constructors, LLC
Ragnar Benson Construction, LLC
Saiia Construction, LLC*

*White Construction LLC
William Charles Construction, LLC
William Charles Electric, LLC*

49 Consigli Construction Co. Inc.

*Consigli Construction Co., Inc.
Consigli Construction NY, LLC
Consigli and Associates*

51 Gray Construction

*Anderson Dahlen, Inc., A Gray Company
Gray Development, A Gray Company
Gray Ohio Valley
Gray Solutions, A Gray Company
Gray West
InLine Engineers, A Gray Company
Spec Engineering, A Gray Company
Spencer Bristol Engineering, A Gray Company
Timberwolff Construction, Inc., A Gray Company
Willett Engineering, A Gray Company*

52 Worley

*Advisian
Intecsea
Worley Field Services
Worley International*

53 The Kokosing Group of Cos.

*Area Aggregates, LLC
Corman Kokosing Construction Company
Corna Kokosing Construction Company
Cuyahoga Asphalt Materials, Inc.
Integrity Kokosing Pipeline Services
Kokosing Construction Company, Inc.
Kokosing Industrial, Inc.
Kokosing Materials, Inc.
Kokosing, Inc.
Kokosing-Alberici, LLC
Kokosing-Mosser Joint Venture
McGraw/Kokosing, Inc.
The Olen Corporation*

54 Okland Corp.

*Field Labor Corporation
Okland Construction Co., Inc.
Okland Management Corporation*

55 Black & Veatch

*Black & Veatch Contracting
Black & Veatch Management Consulting
Black & Veatch Oil & Gas
Black & Veatch Power
Black & Veatch Special Projects
Black & Veatch Telecom*

2021 Top 400 Contractors – Subsidiaries by Rank

Rank Company *Subsidiary*

Rank Company *Subsidiary*

	<i>Black & Veatch Water</i>		
57	S&B Engineers and Constructors Ltd. <i>Ford, Bacon & Davis, LLC</i> <i>S&B Engineers and Constructors, Ltd.</i> <i>S&B Fabrication Services, Ltd.</i> <i>S&B Group International, Ltd.</i> <i>S&B Infrastructure Construction, Ltd.</i> <i>S&B Infrastructure Engineering, Ltd.</i> <i>S&B Infrastructure Private, Ltd.</i> <i>S&B Northeast Operations, Ltd.</i> <i>S&B Pipeline Division, Ltd.</i> <i>S&B Plant Services, Ltd.</i>	69	Lane Industries Inc. <i>Impregilo International Infrastructures N.V.</i> <i>Lane Infrastructure, Inc.</i> <i>Lane Worldwide Infrastructure, Inc.</i> <i>The Lane Construction Corporation</i>
59	Big-D Construction <i>Big-D Midwest</i> <i>Big-D Ogden</i> <i>Big-D Pacific</i> <i>Big-D Signature</i>	70	OHL USA Inc. <i>Community Asphalt Corporation</i> <i>Judlau Contracting, Inc.</i> <i>OHL Building, Inc.</i> <i>OHL USA, Inc.</i>
63	Barnard Construction Co. Inc. <i>BFBC, LLC</i> <i>Barnard Bessac JV</i> <i>Barnard Pipeline</i> <i>Barnard of Canada, Inc.</i> <i>Barnard of Nevada, Inc.</i> <i>Kiewit Barnard JV</i>	71	The Weitz Co. & Affiliates <i>Contract Watts Inc</i> <i>The Weitz Company</i> <i>Weitz Industrial Services Group, LLC</i> <i>Weitz Supply Chain, LLC</i>
64	Sterling Construction Co. Inc. <i>DeWitt Excavation, LLC</i> <i>J. Banicki Construction Company, Inc.</i> <i>LK Gregory Construction, Inc.</i> <i>Myers and Sons Construction, L.P.</i> <i>Myers and Sons Construction, LLC</i> <i>Plateau Excavation, Inc.</i> <i>Ralph L. Wadsworth Construction Company</i> <i>Road and Highway Builders, LLC</i> <i>Tealstone Commercial, Inc.</i> <i>Tealstone Residential Concrete, Inc.</i> <i>Texas Sterling Construction Co.</i>	72	Clune Construction <i>Clune Construction</i>
65	Manhattan Construction Group <i>Cantera Concrete Company</i> <i>Manhattan Construction Company</i> <i>Manhattan Pipeline, LLC</i> <i>Manhattan Road & Bridge Company</i> <i>Manhattan international Construction Company, Ltd.</i> <i>Safezone, LLC</i> <i>Spectrum Contracting, Inc.</i>	74	F.A. Wilhelm Construction <i>Freitag-Weinhardt Inc</i> <i>Industrial Electric</i> <i>Midwest Associates</i> <i>Poynter Sheet Metal</i> <i>RSQ Fireprotection</i>
67	J.T. Magen & Co. Inc. <i>JTM Construction Group Inc.</i>	75	The McShane Cos. <i>Cadence McShane Construction Company</i> <i>McShane Construction Company</i>
		76	Pepper Construction <i>Pepper Construction Company</i> <i>Pepper Construction, Indiana</i> <i>Pepper Construction, Ohio</i> <i>Pepper Environmental Technologies, Inc.</i>
		78	Adolfson & Peterson Construction <i>AP Gulf States</i> <i>AP Midwest</i> <i>AP Mountain States</i> <i>AP Southwest</i> <i>AP Wyoming</i>
		82	Fortis Construction Inc. <i>Fortis Construction, PTE</i>
		83	Southland Holdings LLC <i>American Bridge Company</i> <i>Heritage Materials</i> <i>Johnson Bros. Corporation</i> <i>Mole Constructors</i>

2021 Top 400 Contractors – Subsidiaries by Rank

Rank Company *Subsidiary*

Rank Company *Subsidiary*

	<i>Oscar Renda Contracting</i>		97 Aegion Corp.
	<i>Southland Contracting</i>		<i>Aegion Coating Services</i>
	<i>Southland Mole of Canada</i>		<i>Brinderson LLC</i>
85	FCL Builders LLC		<i>Corrpro Companies, Inc.</i>
	<i>FCL Builders Arizona LLC</i>		<i>Fibrwrap Construction Services</i>
	<i>FCL Builders California LLC</i>		<i>Institutform Technologies</i>
	<i>FCL Builders Georgia LLC</i>		<i>Schultz Industrial Services</i>
	<i>FCL Builders Maryland LLC</i>		<i>Underground Solutions</i>
	<i>FCL Builders Texas LLC</i>		<i>United Pipeline Systems</i>
	<i>FCL Builders Wisconsin LLC</i>		
86	Haskell		98 STRIKE
	<i>Benham, a Haskell Company</i>		<i>Capstone Energy Services</i>
	<i>Catalyst, a Division of Haskell</i>		<i>Crossfire</i>
	<i>FreemanWhite, a Haskell Company</i>		<i>Delta Directional Drilling</i>
	<i>Seiberling, a Haskell Company</i>		
	<i>The Haskell de Mexico</i>		
88	The Cianbro Cos.		99 Day & Zimmermann
	<i>AZ Corporation</i>		<i>D&Z of Canada Corporation</i>
	<i>Cianbro Constructors</i>		<i>Day & Zimmermann International, Inc.</i>
	<i>Cianbro Corporation</i>		<i>Day & Zimmermann Management Services, Inc.</i>
	<i>Cianbro Development</i>		<i>Day & Zimmermann NPS, Inc.</i>
	<i>Cianbro Equipment</i>		<i>The Atlantic Group, Inc.</i>
	<i>Cianbro Fabrication & Coating</i>		
	<i>Cianbro Properties</i>		
	<i>Starcon International Inc</i>		
90	Coastal Construction Group		101 E.E. Reed Construction LP
	<i>Coastal Condominiums</i>		<i>Davis/Reed Construction, Inc.</i>
	<i>Coastal Condominiums II</i>		<i>E.E. Reed Construction, L.P.</i>
	<i>Coastal Construction Company</i>		<i>E.E. Reed East Coast</i>
	<i>Coastal Construction of Central Florida</i>		<i>Zapalac/Reed Construction Co., L.P.</i>
	<i>Coastal Construction of Miami Dade</i>		
	<i>Coastal Construction of Palm Beach</i>		
	<i>Coastal Construction of Tampa</i>		
	<i>Coastal Homes</i>		
91	PJ Dick - Trumbull - Lindy Paving		102 Power Construction Co. LLC
	<i>Gulisek Construction</i>		<i>United Insulated Structures Corp.</i>
	<i>Stateline Paving</i>		
93	Garney Holding Co.		103 China Constr. America/Plaza Constr.
	<i>A&W Maintenance & Coatings, LLC</i>		<i>CCA Civil</i>
	<i>Garney Companies, Inc.</i>		<i>CCA South America</i>
	<i>Garney Federal, Inc.</i>		<i>Plaza Construction</i>
	<i>Garney Pacific, Inc..</i>		<i>Strategic Capital</i>
95	Eurovia USA (fka The Hubbard Group Inc.)		104 Hoar Construction
	<i>Blythe Construction, Inc.</i>		<i>Hoar Construction</i>
	<i>Eurovia Atlantic Coast, LLC</i>		
	<i>Hubbard Construction Company</i>		
			114 CBRE
			<i>CBRE Heery, Inc.</i>
			116 Matrix Service Co.
			<i>Matrix NAC</i>
			<i>Matrix PDM Engineering</i>
			<i>Matrix Service Inc.</i>
			118 J.H. Findorff & Son Inc
			<i>Metal Design</i>
			<i>Treehouse.</i>

2021 Top 400 Contractors – Subsidiaries by Rank

Rank	Company	Subsidiary	Rank	Company	Subsidiary
119	Weeks Marine Inc.	Healy Tibbitts Builders, Inc. M.P. Howlett, Inc. McNally Construction North American Aggregates.			D. Zelinsky and Sons D2 Industrial Services Environmental Quality Management F.D. Thomas Hudspeth K2 Industrial Servicees KM Industrial Mansfield Industrial Mavo Systems National Environmental Services Niles Construction Services Northwest Demolition and Dismantling Petrochem RSI EnTech RSI Services US Coatings
122	O'Neil Industries Inc.	Southland Constructors, Inc. W.E. O'Neil Construction Co. W.E. O'Neil Construction Co. of Arizona W.E. O'Neil Construction Co. of California W.E. O'Neil Construction Co. of Colorado W.E. O'Neil Construction Co. of San Diego	148	Satterfield & Pontikes Construction Inc.	Greco Structures Rollcon Westway Construction
129	Bartlett Cocke General Contractors LLC	Bartlett Cocke Industrial, LLC	149	Kitchell Corp.	BDK Management A Joint Ventrue Kitchell CEM Kitchell Contractors hardison / downey Inc.
130	CRB	CRB Builders, LLC CRB Canada, Inc CRB Germany GmbH CRB Group, Inc Clark, Richardson and Biskup Consulting Engineers	150	Graycor	Graycor Construction Company Inc. Graycor Industrial Constructors Inc. Graycor Southern Inc.
134	Orion Group Holdings Inc.	East & West Jones Placement Areas LLC Orion Administrative Services, Inc. Orion Concrete Construction, LLC Orion Construction LP Orion Industrial Construction, LLC Orion Marine Construction Inc. Orion Marine Contractors Inc. Preferred Tool Inc. Schneider E&C Company Inc. TAS Commercial Concrete Construction LLC TAS Proco LLC	156	Graham Construction	Gracorp, Inc. Graham Construction & Management, Inc Graham Construction Services, Inc. Graham Construction, Inc. Graham Contracting Ltd. Moltz Construction, Inc.
136	Bernards	Bernards Builders, Inc.	158	Goodfellow Bros.	Blasting Technology, Inc. Goodfellow Bros. California, LLC Goodfellow Bros. LLC
140	Stacy and Witbeck Inc.	Modern Communications Systems Modern Railway Systems	160	The Rudolph Libbe Cos. Inc.	GEM Energy LLC GEM Facility Management GEM Inc. Lehman Daman Rudolph Libbe Inc. Rudolph Libbe Properties Inc
144	JRM Construction Management	JRM Construction Management New Jersey, LLC JRM Construction West, LLC			
146	ASRC Industrial Services	Arctic Pipe Inspection Arctic Testing and Inspection Brad Cole Construction			

2021 Top 400 Contractors – Subsidiaries by Rank

Rank	Company	<i>Subsidiary</i>	Rank	Company	<i>Subsidiary</i>
161	KPRS Construction Services Inc.	<i>Bergman KPRS Construction, LLC KPRS Hawaii Construction, Inc</i>	181	Bilfinger North America Inc.	<i>Bilfinger Inc Bilfinger Industrial Services, Inc Centennial Contractors Enterprises, Inc.</i>
162	C.W. Driver Cos.	<i>Driver Consulting Group Driver SPG Good & Roberts</i>	186	Weis Builders Inc.	<i>Weis Builders, Inc.</i>
163	Parsons	<i>Parsons Environment & Infrastructure Parsons Government Services Parsons Transportation</i>	187	SpawGlass Holding LP	<i>SpawGlass Civil Contractors Inc. SpawGlass Construction Corporation SpawGlass Contractors Inc.</i>
164	GE Johnson	<i>GE Johnson Special Projects H.W. Houston Construction Schmueser & Associates</i>	190	Skyline Construction	<i>ACCEND Construction Skyline Capital Builders Skyline Construction Unimark Construction</i>
166	MWH Constructors Inc.	<i>MWH Treatment Slayden Constructors, Inc.</i>	192	Morley Builders	<i>Benchmark Contractors, Inc. Morley Construction Company</i>
170	FCI Constructors Inc.	<i>FCI Constructors of New Mexico, LLC FCI Constructors of Wyoming, LLC</i>	195	Turner & Townsend	<i>Turner & Townsend AMCL Turner & Townsend Taurus Turner & Townsend cm2r</i>
172	Ferreira Construction Co. Inc.	<i>American Pile and Foundation Ferreira Power Group Ferreira Power West Valiant Companies Vanguard Energy Partners</i>	196	ECC	<i>ECC Constructors, LLC ECC Environmental, LLC ECC Insight LLC ECC International</i>
175	Jingoli - DCO	<i>DM Plant Services, LLC Goldstar Energy Group, Inc. JDC Energy Services, LLC JDM Energy Partners, LLC JJS Management Services, LLC Jet Electrical Testing, LLC Jingoli Nuclear Services, LLC Jingoli Power, LLC Sustainable Engineering Services,</i>	197	H&M Co. Inc.	<i>Concrete Systems Co., LLC Electrical Systems Co., LLC H&M Architects/Engineers, Inc. H&M Construction Co., Inc. H&M Industrial Services, Inc.</i>
180	Dennis Group	<i>Dennis Brasil Engenharia Ltda Dennis Group Canada, Inc. Dennis Group International, Unipessoal Lda Tech4Food Engineering & Innovation Lda The Dennis Engineering Group, LLC The Dennis Group, Inc.</i>	198	Clark Construction Co.	<i>CLARK CONTRACTING SERVICES</i>
			204	The Branch Group Inc.	<i>Branch Builds Inc Branch Civil Inc G.J. Hopkins Inc L.A. Lacy Inc</i>
			208	The Pike Cos. Ltd.	<i>LECESSE Construction Services, LLC</i>

2021 Top 400 Contractors – Subsidiaries by Rank

Rank	Company	Subsidiary	Rank	Company	Subsidiary
		<i>The Pike Company, Inc.</i>			
209	Manson Construction Co.	<i>Manson Marine Canada, Ltd</i>	223	Cajun Industries Holdings LLC	<i>Cajun Engineering Solutions, LLC</i> <i>Cajun Industries, LLC</i>
210	Zachry Construction Corp.	<i>Zachry Federal Construction Corporation</i> <i>Zachry Underground and Utility Services, Inc.</i>	224	Kaufman Lynn Construction	<i>Gulf Coast Community Builders</i> <i>Kaufman Lynn Construction</i> <i>Kaufman Lynn/WIMCO Joint Venture</i>
211	Electrical Consultants Inc.	<i>EPC Services Company</i>	225	Vecellio Group Inc.	<i>Hal Jones Contractor</i> <i>Ranger Construction Industries</i> <i>Sharpe Brothers</i> <i>Vecellio & Grogan, Inc.</i>
212	Millie and Severson General Contractors	<i>Millie and Severson General Contractors</i>	231	Iovino Enterprises	<i>J-Track</i> <i>MLJ Contracting</i> <i>TC Electric</i> <i>Welkin Mechanical</i>
214	Klinger Cos. Inc.	<i>Gleeson Constructors & Engineers, L.L.C.</i> <i>Klinger Constructors, LLC</i> <i>W.A. Klinger, L.L.C.</i> <i>Younglove Construction, L.L.C.</i>	236	The Lemoine Co.	<i>Lemoine Disaster Recovery</i> <i>Lemoine Pipeline Services</i> <i>Matrix Building Systems</i>
215	DIMEO Construction Co.	<i>Grande Masonry</i>	237	Butz Enterprises Inc.	<i>Alexander Building Construction Co.</i> <i>Alvin H. Butz, Inc.</i> <i>Procida Butz</i> <i>Shoemaker Construction Co.</i>
216	Deacon Construction LLC	<i>Deacon Construction LLC</i>	241	New South Construction Co.	<i>NSC Construction Company LLC</i>
217	Superior Construction Holding Co. Inc.	<i>Superior Construction Co., Inc.</i> <i>Superior Construction Southeast LLC</i>	243	IPS-Integrated Project Services LLC	<i>IPS BioEngineering Technology (Shanghai) Co., Ltd</i> <i>IPS BioPharmaceutical Technology Consulting (Tianjin) LLC</i> <i>IPS International Private Ltd.</i> <i>IPS-Integrated Project Services (Germany) GmbH</i> <i>IPS-Integrated Project Services (Ireland) Limited</i> <i>IPS-Integrated Project Services GmbH</i> <i>IPS-Integrated Project Services Limited</i> <i>IPS-Integrated Project Services Pte. Ltd.</i> <i>IPS-Integrated Project Services, ULC</i> <i>IPS-Mehtalia Pvt. Ltd.</i> <i>IPS-Serviços de Projetos Integrados Ltda.</i> <i>The Cardinal Group USA, LLC</i>
218	J. Fletcher Creamer & Son Inc.	<i>Creamer Jingoli, LLC</i> <i>Creamer Sanzari JV</i> <i>J. Fletcher Creamer & Son, Inc.</i>			
220	Bozzuto Construction Co.	<i>Bozzuto Building</i> <i>Bozzuto Contracting Company</i> <i>Bozzuto Contractors, Inc.</i>			
221	PARIC Holdings	<i>Cooperative Building Solutions</i> <i>Henning Companies</i>			
222	The Middlesex Corp.	<i>Mass. Ready-mix, LLC</i> <i>Middlesex Asphalt, LLC</i> <i>Middlesex Materials Holdings, Inc.</i> <i>Middlesex Paving, LLC</i>			

2021 Top 400 Contractors – Subsidiaries by Rank

Rank	Company	Subsidiary	Rank	Company	Subsidiary
246	Exyte US Inc.	<i>Exyte US Inc.</i>	281	KBE Building Corp.	<i>KBE-NY New Valley Construction</i>
248	Aristeo Construction Co.	<i>Aristeo Construction Company Aristeo Installation</i>	282	SEMA Construction Inc.	<i>SEMA Precast, Inc.</i>
250	Commercial Contracting Corp.	<i>Commercial Contracting de Mexico</i>	286	Shiel Sexton Co. Inc.	<i>Anova Technical Services</i>
252	Pernix Group Inc.	<i>BE&K Building Group LLC Pernix Federal LLC Pernix Fiji Ltd Pernix Germany GmbH Pernix Guam LLC Vanuatu Utilities & Infrastructure, Ltd</i>	290	Shaw Construction	<i>Shaw Builders LLC Shaw Construction LLC Shaw Construction of Wyoming</i>
254	Security Paving Co. Inc.	<i>Security Paving Co Inc.</i>	291	Allied Power	<i>Allied Group Holdings, LLC Allied Group Intermediate Holdings, LLC Allied Group SPV, LLC Allied Power Holdings, LLC Allied Power Management, LLC Allied Power Resources, LLC Allied Power Services, LLC Allied Power Sole Member, LLC</i>
255	CDM Smith	<i>CDM Constructors Construction CDM Federal Programs Engineering Consulting The Louis Perry Group Engineering Consulting</i>	294	Perlo Construction	<i>Perlo Construction LLC Perlo Structures LLC</i>
258	Saunders Construction Inc.	<i>Heath Construction, LLC Saunders Express, LLC</i>	298	Contegra Construction	<i>Capri Pools and Aquatics</i>
260	GH Phipps Construction Cos.	<i>GH Phipps Wyoming LLC</i>	300	The Korte Co.	<i>Korte Design</i>
267	Sletten Cos.	<i>Resolute Performance Iron, Inc. SCC Energy Services, Inc. Sletten Construction Company Sletten Construction of Nevada, Inc. Sletten Construction of Wyoming, Inc.</i>	303	Lyles Construction Group	<i>American Paving Co. New England Sheet Metal and Mechanical Co. W. M. Lyles Co.</i>
270	Bulley & Andrews	<i>Bulley & Andrews Concrete Restoration Bulley & Andrews Masonry Restoration</i>	304	Crowder Constructors Inc.	<i>Crowder Construction Company Crowder Industrial Construction LLC</i>
274	Chasse Building Team	<i>Southwest Architectural Builders-SAB LLC</i>	308	Haselden Construction	<i>HRS Restoration Services</i>
275	Mascaro Construction Co. LP	<i>Mascaro Contracting, LP Mascaro Pipeline, LP Mascaro Specialty Services, LP</i>	312	Pioneer Construction	<i>Metal Tech Building Specialties Tailored Building Systems</i>

2021 Top 400 Contractors – Subsidiaries by Rank

Rank Company *Subsidiary*

Rank Company *Subsidiary*

316 Quandel Enterprises Inc.

*J. Vinton Schafer & Sons, Inc.
Performance Construction Services, Inc.
Pyramid Construction Services, Inc.
QEI Construction Group, LLC
Quandel Constructon Group, Inc.
Susquehanna Supply Company Inc.*

322 Blythe Development Co.

*Blythe Brothers Asphalt Co.
Blythe Development Co.*

325 Williams Industrial Services Group Inc.

*Williams Industrial Services, LLC
Williams Plant Services, LLC
Williams Specialty Services, LLC*

329 Gemma Power Systems

*Gemma Plant Operations, LLC
Gemma Renewable Power, LLC*

336 Bradbury Stamm Construction Inc.

*Bradbury Stamm Contractors, Inc.
Bradbury Stamm Taos, LLC
Bradbury Stamm Winkelman LLC*

339 Doran Cos.

*Doran Architecture, Inc
Doran Architecture, LLC
Doran Construction
Doran Construction West
Doran Special Projects*

344 Current Builders

Current Builders, Inc.

350 Congruex

*CHC Consulting, LLC
Gudenkauf LLC
HHS Construction, LLC
Southeast Utilities of Georgia LLC
Terra Technologies LLC
True North Management Services, LLC
WhiteCO LLC*

354 i+iconUSA

*Fay Southeast, S&B USA Construction
Fay, S&B USA Construction*

358 Ulliman Schutte Construction LLC

*Clark US LLC
Construction Engineers - US, A Joint Venture*

370 Wespac Construction Inc.

*Wespac Communities
Wespac Construction
Wespac Residential*

377 VJS Construction Services

VJS Lincoln, Inc.

386 The Norwood Co.

*Norwood Company
Norwood Construction Services*

388 Russell Construction Co. Inc.

Russell HBD LLC.

391 The Jaynes Cos.

*Jaynes Colorado
Jaynes Corporation
Jaynes Corporation
Jaynes Structures
Jaynes Texas*

395 Kiely Family of Cos.

*AE Stone
JF Kiely Construction Co
JF Kiely Construction Co of PA
Kiely Engineering
Kiely Pipeline Integrity*