



ALLNAMES:(Volvo Construction Equipment AB)



2,746 results

Offices all

Languages en

Stemming true

Single Family Member false

Include NPL false



Sort: Pub Date Desc ▼ Per page: 10 ▼ View: All ▼

< 1 / 275 >

Machine translation ▼

1. [20220311067](#) METHOD THAT CONSISTS TO GIVE A SECOND LIFE TO USED ELECTRIC VEHICLE BATTERY PACKS BY REUSING THEM AS A POWER SOURCE FOR A BATTERY CHARGER US - 29.09.2022Int.Class [H01M 10/54](#) Appl.No 17597203 Applicant VOLVO CONSTRUCTION EQUIPMENT AB Inventor Ahcene NEDJIMI

The invention relates to a method that consists to give a second life to used electric vehicle battery packs by reusing them as a power source for an autonomous battery charger, preferably for a mobile battery charger. The method includes successive steps consisting in: a) selecting, among battery packs that have been removed from electric vehicles, at least two battery packs; b) balancing the voltage between the selected battery packs, in order that the selected battery packs have the same State Of Charge (SOC); and c) integrating the selected battery packs **[11, 12]** into the battery charger.

2. [20220307206](#) A PAVER HAVING A HOPPER US - 29.09.2022Int.Class [E01C 19/48](#) Appl.No 17596971 Applicant Marc KAPPEL Inventor Marc KAPPEL

The invention relates to a paver **[1]**, comprising a conveyor unit **[200]** having a first edge **[202]**, a hopper unit **[100]** having a front end **[102]** and a rear end **[104]** with respect to the paving direction **[P]** and an inward paving material storage **[106]**, the hopper unit **[100]** being movable between a lowered position and a raised position for directing paving material towards the conveyor unit **[200]**, and wherein the hopper unit **[100]** includes a first hopper **[120]** with a first base portion **[122]** and a first wall **[124]**, the first in hopper **[120]** having a first hopper pivot axis **[126]** being adjacent to the first edge **[202]** of the conveyor unit **[200]** and the first base portion **[122]** being pivotally arranged in respect to the first hopper pivot axis **[126]**, and a front part **[110]** which is arranged inwardly adjacent to the first hopper **[120]** between the front end **[102]** and the conveyor unit **[200]**.

3. [20220298751](#) A METHOD OF CONTROLLING A HYDRAULIC ACTUATOR, A HYDRAULIC ACTUATOR, A HYDRAULIC SYSTEM AND A WORKING MACHINE US - 22.09.2022Int.Class [E02F 9/22](#) Appl.No 17638849 Applicant VOLVO CONSTRUCTION EQUIPMENT AB Inventor Mika SAHLMAN

A method of controlling a hydraulic actuator, wherein the hydraulic actuator includes a linear double-acting output member, and at least three working chambers in fluid connection with the output member, the working chambers having respective effective areas with a non-binary relationship; wherein the method includes selectively fluidly connecting each working chamber to either a high-pressure side or a low-pressure side to provide a plurality of discrete pressurization states of the hydraulic actuator; determining at least one of the pressurization states as a prevented pressurization state; and transitioning between a plurality of allowed pressurization states among the pressurization states while preventing transition to the at least one prevented pressurization state. A hydraulic actuator and a hydraulic system are also provided.

4. [20220299046](#) SPOOL VALVE AND HYDRAULIC APPARATUS INCLUDING THE SAME US - 22.09.2022Int.Class [F15B 11/00](#) Appl.No 17608815 Applicant VOLVO CONSTRUCTION EQUIPMENT AB Inventor Minheuk KANG

A spool valve is provided. A valve housing has a pilot fluid passage, and a first portion and a second portion lengthwisely spaced apart from each other. A spool is movably inserted in the valve housing, and includes a plug able to enter the pilot fluid passage between the first portion and the second portion to change a flow area of the pilot fluid passage following movement of the spool. A hydraulic machine provides that when pilot fluid is supplied to the pilot fluid passage through the first portion, at least a portion of the supplied pilot fluid is provided to the holding valve through the second portion. The holding valve allows a flow of working fluid from the first chamber to the spool valve, and the spool moves to a third position to forward working fluid to the second chamber.

5. [20220298731](#) PAVER WITH RELEASABLE CONTROL PANEL HAVING AN EMERGENCY STOP SWITCH US - 22.09.2022Int.Class [E01C 19/48](#) Appl.No 17432324 Applicant VOLVO CONSTRUCTION EQUIPMENT AB Inventor Kristof SCHNEIDER

A road building machine for laying asphalt with a control switch **[40]** which is interconnected in an emergency stop circuitry **[100]**, wherein said control switch is arranged at the paver outside from a detachable second control panel **[120]**, wherein said control switch **[40]** is connected in a functional parallel electrical arrangement with a second electric emergency stop switch **[20]** if the detachable second control panel **[120]** is electrically connected to an electronic control circuit, wherein said control switch **[40]** is actuated by a switch function activated by said electrical coupling of said detachable second control panel **[120]** to said electronic control circuit such that if said detachable second control panel **[120]** is electrically connected to said electronic control circuit, said control switch **[40]** is actuated to be open, such that the emergency stop circuitry **[100]** is closed or open via said first or said second electric emergency stop switch **[10, 20]**.

6. [WO/2022/196839](#) TOOTH ASSEMBLY OF BUCKET FOR EXCAVATOR WO - 22.09.2022Int.Class [E02F 9/28](#) Appl.No PCT/KR2021/003257 Applicant VOLVO CONSTRUCTION EQUIPMENT AB Inventor KIM, Taehwan

A tooth assembly of a bucket for an excavator of the present invention includes a tooth adapter fixed to the bucket, a tooth mounted on the tooth adapter, an elastic locking member provided in the tooth adapter, and a coupling member configured to fix the tooth to the tooth adapter and including a chamfered head portion and a coupling groove, in which the coupling groove and the elastic locking member are coupled to or decoupled from each other as the coupling member rotates.



7. [112022011724](#) UM MÉTODO DE OPERAR UMA FROTA DE VEÍCULOS AUTÔNOMOS


BR - 30.08.2022

Int.Class [G05D 1/02](#)  Appl.No EP2019085985 Applicant VOLVO CONSTRUCTION EQUIPMENT AB Inventor TED SAMUELSSON

UM MÉTODO DE OPERAR UMA FROTA DE VEÍCULOS AUTÔNOMOS. A invenção refere-se a um método de operar uma frota de veículos autônomos em um canteiro de obras com uma possuindo uma área de carga na qual um dispositivo de carga é proporcionado para carregar material nos ditos veículos autônomos. O método compreende controlar um primeiro veículo para conduzir em um primeiro modo de condução até atingir uma posição inicial da área de carga, desativar o primeiro modo de condução por controlar o primeiro veículo a ser posicionado na área de carga em um segundo modo de condução, controlar um segundo veículo para entrar em contato e empurrar o primeiro veículo ao longo da área de carga e passar pelo dispositivo de carga para carregar material no primeiro veículo quando o primeiro veículo passar pelo dispositivo de carga, e reativar o primeiro modo de condução do primeiro veículo quando o segundo veículo empurrou o primeiro veículo para uma posição final da área de carga.

8. [WO/2022/171281](#) A GATEWAY DEVICE COMPRISING A HYDRAULIC PRESSURE RELEASE FUNCTION


WO - 18.08.2022

Int.Class [E02F 3/36](#)  Appl.No PCT/EP2021/053287 Applicant VOLVO CONSTRUCTION EQUIPMENT AB Inventor SCHAEFER, Thomas

A data communication gateway [110] for a construction machine communication system [100, 300], the gateway [110] comprising a first [111], a second [112], and a third [113] data interface arranged to be mutually interconnected, where the mutual interconnect is controlled by a gateway electronic control unit, ECU, wherein the first interface [111] is arranged to be connected to a private network of a construction machine [120], the second interface [112] is arranged to be connected to an attachment network, and the third interface [113] is arranged to be connected to an auxiliary network, wherein the gateway ECU is arranged to receive a request for hydraulic pressure release on the second interface [112] and to forward the request as a hydraulic pressure release signal on the first interface [111].

9. [WO/2022/171285](#) A GATEWAY DEVICE WITH A ROUTING FUNCTION


WO - 18.08.2022

Int.Class [H04L 12/40](#)  Appl.No PCT/EP2021/053354 Applicant VOLVO CONSTRUCTION EQUIPMENT AB Inventor SCHAEFER, Thomas

A data communication gateway [110] for a construction machine communication system [100, 300], the gateway [110] comprising a first [111], a second [112], and a third [113] data interface arranged to be mutually interconnected, where the mutual interconnect is controlled by a gateway electronic control unit, ECU, wherein the first interface [111] is arranged to be connected to a private network of a construction machine [120], the second interface [112] is arranged to be connected to an attachment network, and the third interface [113] is arranged to be connected to an auxiliary network, wherein a message forwarding policy comprising one or more message forwarding rules is configured in the gateway ECU, and wherein the gateway ECU is arranged to route messages onto the first second and third data interfaces in accordance with the message forwarding policy.

10. [WO/2022/171288](#) A GATEWAY DEVICE HAVING A FORMAT ADAPTATION FUNCTION

WO - 18.08.2022

Int.Class [H04L 12/40](#)  Appl.No PCT/EP2021/053367 Applicant VOLVO CONSTRUCTION EQUIPMENT AB Inventor SCHAEFER, Thomas

A data communication gateway [110] for a construction machine communication System [100, 300], the gateway [110] comprising a first [111], a second [112], and a third [113] data interface arranged to be mutually interconnected, where the mutual interconnect is controlled by a gateway electronic control unit [ECU], wherein the first interface [111] is arranged to be connected to a private network of a construction machine [120], the second interface [112] is arranged to be connected to an attachment network, and the third interface [113] is arranged to be connected to an auxiliary network, wherein a message format table comprising one or more message formats is configured in the gateway ECU, wherein a message format is indicative of a message formatting relative to a Standard message format of the construction machine communication System [100], wherein the gateway ECU is arranged to receive a message on a source interface out of the first [111], second [112], and third [113] interfaces, translate a data content of the message based on the message format table, and forward a message comprising the translated data content onto a destination interface out of the first [111], second [112], and third [113] interfaces.