

Fill in this information to identify your case:

United States Bankruptcy Court for the:

DISTRICT OF DELAWARE

Case number (if known) _____ Chapter 11

Check if this an amended filing

Official Form 201

Voluntary Petition for Non-Individuals Filing for Bankruptcy

06/22

If more space is needed, attach a separate sheet to this form. On the top of any additional pages, write the debtor's name and the case number (if known). For more information, a separate document, *Instructions for Bankruptcy Forms for Non-Individuals*, is available.

1. Debtor's name ASTECH Engineered Products, Inc.

2. All other names debtor used in the last 8 years
Include any assumed names, trade names and doing business as names

3. Debtor's federal Employer Identification Number (EIN) 87-4187721

4. Debtor's address	Principal place of business	Mailing address, if different from principal place of business
	<u>3030 Red Hill Avenue</u> <u>Santa Ana, CA 92705</u> Number, Street, City, State & ZIP Code <u>Orange</u> County	_____ P.O. Box, Number, Street, City, State & ZIP Code _____ Location of principal assets, if different from principal place of business _____ Number, Street, City, State & ZIP Code

5. Debtor's website (URL) _____

6. Type of debtor

Corporation (including Limited Liability Company (LLC) and Limited Liability Partnership (LLP))

Partnership (excluding LLP)

Other. Specify: _____

Debtor ASTECH Engineered Products, Inc. Case number (if known) _____
Name

7. Describe debtor's business
- A. Check one:
- Health Care Business (as defined in 11 U.S.C. § 101(27A))
 - Single Asset Real Estate (as defined in 11 U.S.C. § 101(51B))
 - Railroad (as defined in 11 U.S.C. § 101(44))
 - Stockbroker (as defined in 11 U.S.C. § 101(53A))
 - Commodity Broker (as defined in 11 U.S.C. § 101(6))
 - Clearing Bank (as defined in 11 U.S.C. § 781(3))
 - None of the above
- B. Check all that apply
- Tax-exempt entity (as described in 26 U.S.C. §501)
 - Investment company, including hedge fund or pooled investment vehicle (as defined in 15 U.S.C. §80a-3)
 - Investment advisor (as defined in 15 U.S.C. §80b-2(a)(11))
- C. NAICS (North American Industry Classification System) 4-digit code that best describes debtor. See <http://www.uscourts.gov/four-digit-national-association-naics-codes>.
- _____

8. Under which chapter of the Bankruptcy Code is the debtor filing?
- A debtor who is a "small business debtor" must check the first sub-box. A debtor as defined in § 1182(1) who elects to proceed under subchapter V of chapter 11 (whether or not the debtor is a "small business debtor") must check the second sub-box.
- Check one:
- Chapter 7
 - Chapter 9
 - Chapter 11. Check all that apply.
 - The debtor is a small business debtor as defined in 11 U.S.C. § 101(51D), and its aggregate noncontingent liquidated debts (excluding debts owed to insiders or affiliates) are less than \$3,024,725. If this sub-box is selected, attach the most recent balance sheet, statement of operations, cash-flow statement, and federal income tax return or if any of these documents do not exist, follow the procedure in 11 U.S.C. § 1116(1)(B).
 - The debtor is a debtor as defined in 11 U.S.C. § 1182(1), its aggregate noncontingent liquidated debts (excluding debts owed to insiders or affiliates) are less than \$7,500,000, and it chooses to proceed under Subchapter V of Chapter 11. If this sub-box is selected, attach the most recent balance sheet, statement of operations, cash-flow statement, and federal income tax return, or if any of these documents do not exist, follow the procedure in 11 U.S.C. § 1116(1)(B).
 - A plan is being filed with this petition.
 - Acceptances of the plan were solicited prepetition from one or more classes of creditors, in accordance with 11 U.S.C. § 1126(b).
 - The debtor is required to file periodic reports (for example, 10K and 10Q) with the Securities and Exchange Commission according to § 13 or 15(d) of the Securities Exchange Act of 1934. File the Attachment to Voluntary Petition for Non-Individuals Filing for Bankruptcy under Chapter 11 (Official Form 201A) with this form.
 - The debtor is a shell company as defined in the Securities Exchange Act of 1934 Rule 12b-2.
 - Chapter 12

9. Were prior bankruptcy cases filed by or against the debtor within the last 8 years?
If more than 2 cases, attach a separate list.
- No.
 Yes.
- | | | |
|----------------|------------|-------------------|
| District _____ | When _____ | Case number _____ |
| District _____ | When _____ | Case number _____ |

Debtor ASTECH Engineered Products, Inc. Case number (if known) _____
Name

10. Are any bankruptcy cases pending or being filed by a business partner or an affiliate of the debtor? No Yes.

List all cases. If more than 1, attach a separate list

Debtor _____ Relationship _____
 District _____ When _____ Case number, if known _____

11. Why is the case filed in this district? *Check all that apply:*
- Debtor has had its domicile, principal place of business, or principal assets in this district for 180 days immediately preceding the date of this petition or for a longer part of such 180 days than in any other district.
 - A bankruptcy case concerning debtor's affiliate, general partner, or partnership is pending in this district.

12. Does the debtor own or have possession of any real property or personal property that needs immediate attention? No Yes. Answer below for each property that needs immediate attention. Attach additional sheets if needed.

Why does the property need immediate attention? (Check all that apply.)

- It poses or is alleged to pose a threat of imminent and identifiable hazard to public health or safety.
 What is the hazard? _____
- It needs to be physically secured or protected from the weather.
- It includes perishable goods or assets that could quickly deteriorate or lose value without attention (for example, livestock, seasonal goods, meat, dairy, produce, or securities-related assets or other options).
- Other _____

Where is the property? _____
 Number, Street, City, State & ZIP Code

Is the property insured?
 No
 Yes. Insurance agency _____
 Contact name _____
 Phone _____

Statistical and administrative information

13. Debtor's estimation of available funds. *Check one:*
- Funds will be available for distribution to unsecured creditors.
 - After any administrative expenses are paid, no funds will be available to unsecured creditors.

14. Estimated number of creditors
- | | | |
|---|--|--|
| <input type="checkbox"/> 1-49 | <input type="checkbox"/> 1,000-5,000 | <input type="checkbox"/> 25,001-50,000 |
| <input type="checkbox"/> 50-99 | <input type="checkbox"/> 5001-10,000 | <input type="checkbox"/> 50,001-100,000 |
| <input checked="" type="checkbox"/> 100-199 | <input type="checkbox"/> 10,001-25,000 | <input type="checkbox"/> More than 100,000 |
| <input type="checkbox"/> 200-999 | | |

15. Estimated Assets
- | | | |
|--|---|--|
| <input type="checkbox"/> \$0 - \$50,000 | <input type="checkbox"/> \$1,000,001 - \$10 million | <input type="checkbox"/> \$500,000,001 - \$1 billion |
| <input type="checkbox"/> \$50,001 - \$100,000 | <input checked="" type="checkbox"/> \$10,000,001 - \$50 million | <input type="checkbox"/> \$1,000,000,001 - \$10 billion |
| <input type="checkbox"/> \$100,001 - \$500,000 | <input type="checkbox"/> \$50,000,001 - \$100 million | <input type="checkbox"/> \$10,000,000,001 - \$50 billion |
| <input type="checkbox"/> \$500,001 - \$1 million | <input type="checkbox"/> \$100,000,001 - \$500 million | <input type="checkbox"/> More than \$50 billion |

16. Estimated liabilities
- | | | |
|---|--|--|
| <input type="checkbox"/> \$0 - \$50,000 | <input checked="" type="checkbox"/> \$1,000,001 - \$10 million | <input type="checkbox"/> \$500,000,001 - \$1 billion |
|---|--|--|

Debtor ASTECH Engineered Products, Inc. Case number (if known) _____
Name

- | | | |
|--|--|--|
| <input type="checkbox"/> \$50,001 - \$100,000 | <input type="checkbox"/> \$10,000,001 - \$50 million | <input type="checkbox"/> \$1,000,000,001 - \$10 billion |
| <input type="checkbox"/> \$100,001 - \$500,000 | <input type="checkbox"/> \$50,000,001 - \$100 million | <input type="checkbox"/> \$10,000,000,001 - \$50 billion |
| <input type="checkbox"/> \$500,001 - \$1 million | <input type="checkbox"/> \$100,000,001 - \$500 million | <input type="checkbox"/> More than \$50 billion |


Debtor ASTECH Engineered Products, Inc. Case number (if known) _____
Name

Request for Relief, Declaration, and Signatures

WARNING -- Bankruptcy fraud is a serious crime. Making a false statement in connection with a bankruptcy case can result in fines up to \$500,000 or imprisonment for up to 20 years, or both. 18 U.S.C. §§ 152, 1341, 1519, and 3571.

17. Declaration and signature of authorized representative of debtor
The debtor requests relief in accordance with the chapter of title 11, United States Code, specified in this petition.
I have been authorized to file this petition on behalf of the debtor.
I have examined the information in this petition and have a reasonable belief that the information is true and correct.
I declare under penalty of perjury that the foregoing is true and correct.

Executed on July 15, 2022
MM / DD / YYYY

X 
Signature of authorized representative of debtor
Title Executive Chairman

David Richeson
Printed name

18. Signature of attorney X _____ Date July 15, 2022
Signature of attorney for debtor MM / DD / YYYY

Thomas M. Horan
Printed name

Cozen O'Connor
Firm name

1201 North Market Street, Suite 1001
Wilmington, DE 19801
Number, Street, City, State & ZIP Code

Contact phone (302) 295-2045 Email address thoran@cozen.com

4641 DE
Bar number and State

Debtor ASTECH Engineered Products, Inc. Case number (# known) _____
Name

Request for Relief, Declaration, and Signatures

WARNING – Bankruptcy fraud is a serious crime. Making a false statement in connection with a bankruptcy case can result in fines up to \$500,000 or imprisonment for up to 20 years, or both. 18 U.S.C. §§ 152, 1341, 1519, and 3571.

17. Declaration and signature of authorized representative of debtor

The debtor requests relief in accordance with the chapter of title 11, United States Code, specified in this petition.

I have been authorized to file this petition on behalf of the debtor.

I have examined the information in this petition and have a reasonable belief that the information is true and correct.

I declare under penalty of perjury that the foregoing is true and correct.

Executed on July 15, 2022
MM / DD / YYYY

David Richeson
Signature of authorized representative of debtor
Title Executive Chairman

David Richeson
Printed name

18. Signature of attorney


Signature of attorney for debtor

Date July 15, 2022
MM / DD / YYYY

Thomas M. Horan
Printed name

Cozen O'Connor
Firm name

1201 North Market Street, Suite 1001
Wilmington, DE 19801
Number, Street, City, State & ZIP Code

Contact phone (302) 295-2045 Email address thoran@cozen.com

4641 DE
Bar number and State

United States Bankruptcy Court
District of Delaware

In re ASTECH Engineered Products, Inc. Debtor(s) Case No. _____
Chapter 11


LIST OF EQUITY SECURITY HOLDERS

Following is the list of the Debtor's equity security holders which is prepared in accordance with rule 1007(a)(3) for filing in this Chapter 11 Case

Name and last known address or place of business of holder	Security Class	Number of Securities	Kind of Interest
Astech Holdings, LLC 3030 Red Hill Avenue Santa Ana, CA 92705			

DECLARATION UNDER PENALTY OF PERJURY ON BEHALF OF CORPORATION OR PARTNERSHIP

I, the Executive Chairman of the corporation named as the debtor in this case, declare under penalty of perjury that I have read the foregoing List of Equity Security Holders and that it is true and correct to the best of my information and belief.

Date July 15, 2022 Signature 
David Richeson

Penalty for making a false statement of concealing property: Fine of up to \$500,000 or imprisonment for up to 5 years or both. 18 U.S.C. §§ 152 and 3571.

Fill in this information to identify the case:

Debtor name ASTECH Engineered Products, Inc.

United States Bankruptcy Court for the: DISTRICT OF DELAWARE

Case number (if known) _____

Check if this is an amended filing

Official Form 202

Declaration Under Penalty of Perjury for Non-Individual Debtors

12/15

An individual who is authorized to act on behalf of a non-individual debtor, such as a corporation or partnership, must sign and submit this form for the schedules of assets and liabilities, any other document that requires a declaration that is not included in the document, and any amendments of those documents. This form must state the individual's position or relationship to the debtor, the identity of the document, and the date. Bankruptcy Rules 1008 and 9011.

WARNING -- Bankruptcy fraud is a serious crime. Making a false statement, concealing property, or obtaining money or property by fraud in connection with a bankruptcy case can result in fines up to \$500,000 or imprisonment for up to 20 years, or both. 18 U.S.C. §§ 152, 1341, 1519, and 3571.

Declaration and signature

I am the president, another officer, or an authorized agent of the corporation; a member or an authorized agent of the partnership; or another individual serving as a representative of the debtor in this case.

I have examined the information in the documents checked below and I have a reasonable belief that the information is true and correct:

- Schedule A/B: Assets—Real and Personal Property (Official Form 206A/B)
- Schedule D: Creditors Who Have Claims Secured by Property (Official Form 206D)
- Schedule E/F: Creditors Who Have Unsecured Claims (Official Form 206E/F)
- Schedule G: Executory Contracts and Unexpired Leases (Official Form 206G)
- Schedule H: Codebtors (Official Form 206H)
- Summary of Assets and Liabilities for Non-Individuals (Official Form 206Sum)
- Amended Schedule
- Chapter 11 or Chapter 9 Cases: List of Creditors Who Have the 20 Largest Unsecured Claims and Are Not Insiders (Official Form 204)
- Other document that requires a declaration _____

I declare under penalty of perjury that the foregoing is true and correct.

Executed on July 15, 2022

x 
Signature of individual signing on behalf of debtor

David Richeson
Printed name

Executive Chairman
Position or relationship to debtor

Fill in this information to identify the case:

Debtor name **ASTECH Engineered Products, Inc.**
 United States Bankruptcy Court for the: **DISTRICT OF DELAWARE**
 Case number (if known): _____

Check if this is an amended filing

Official Form 204
Chapter 11 or Chapter 9 Cases: List of Creditors Who Have the 20 Largest Unsecured Claims and Are Not Insiders 12/15

A list of creditors holding the 20 largest unsecured claims must be filed in a Chapter 11 or Chapter 9 case. Include claims which the debtor disputes. Do not include claims by any person or entity who is an insider, as defined in 11 U.S.C. § 101(31). Also, do not include claims by secured creditors, unless the unsecured claim resulting from inadequate collateral value places the creditor among the holders of the 20 largest unsecured claims.

Name of creditor and complete mailing address, including zip code	Name, telephone number and email address of creditor contact	Nature of claim (for example, trade debts, bank loans, professional services, and government contracts)	Indicate if claim is contingent, unliquidated, or disputed	Amount of claim		
				Total claim, if partially secured	Deduction for value of collateral or setoff	Unsecured claim
CADENCE AEROSPACE-QFI OPS QUALITY FORMING, LLC. 22906 FRAMPTON AVE. Torrance, CA 90501			Unliquidated			\$18,073.00
FRISA AEROSPACE GLOBAL CORPORATE ADVISORS INC. 1013 CENTRE ROAD, STE 403S Wilmington, DE 19805			Unliquidated			\$365,372.00
GKN 1150 W BRADLEY AVE El Cajon, CA 92021		assumed liabilities/unsecured trade receivables				\$1,232,302.00
GKN CHEM-TRONICS RU2012 1150 W BRADLEY AVE El Cajon, CA 92021			Unliquidated			\$109,673.00
GRAINGER, INC. (SANTA ANA) 100 Grainger Pkwy 14441 West Illinois Route 60 Lake Forest, IL 60045			Unliquidated			\$189,448.00
Gulyas, Scott R			Unliquidated			\$20,528.28

Debtor ASTECH Engineered Products, Inc.
Name

Case number (if known) _____

Name of creditor and complete mailing address, including zip code	Name, telephone number and email address of creditor contact	Nature of claim (for example, trade debts, bank loans, professional services.	Indicate if claim is contingent, unliquidated, or disputed	Amount of claim If the claim is fully unsecured, fill in only unsecured claim amount. If claim is partially secured, fill in total claim amount and deduction for value of collateral or setoff to calculate unsecured claim.		
				Total claim, if partially secured	Deduction for value of collateral or setoff	Unsecured claim
HAYNES INTERNATIONAL, INC. 35082 EAGLE WAY Chicago, IL 60678-1350			Unliquidated			\$80,457.00
Jacobs, Susan E			Unliquidated			\$18,173.08
JPR-HUTCHINSON AEROSPACE 22 RUE ANDRE DUROUCHEZ 80115 AMIENS FRANCE			Unliquidated			\$17,070.00
Lalonde, Suzanne M			Unliquidated			\$18,912.58
LASER INDUSTRIES, INC. 1351 MANHATTAN AVE. Fullerton, CA 92831			Unliquidated			\$50,756.00
May, Ricky L			Unliquidated			\$20,919.43
McConnell, Kevin J			Unliquidated			\$32,587.52
MORSON INTERNATIONAL 10800 GOSLING RD. BOX #131565 Spring, TX 77393			Unliquidated			\$321,931.00
Paynter, William J			Unliquidated			\$20,404.12
PCC-SCHLOSSER PCC STRUCTURALS, INC. NATIONAL REGISTERED AGENTS, INC. 330 N BRAND BLVD STE 700 Glendale, CA 91203			Unliquidated			\$32,133.00

Debtor ASTECH Engineered Products, Inc.
Name

Case number (if known) _____

Name of creditor and complete mailing address, including zip code	Name, telephone number and email address of creditor contact	Nature of claim (for example, trade debts, bank loans, professional services,	Indicate if claim is contingent, unliquidated, or disputed	Amount of claim If the claim is fully unsecured, fill in only unsecured claim amount. If claim is partially secured, fill in total claim amount and deduction for value of collateral or setoff to calculate unsecured claim.		
				Total claim, if partially secured	Deduction for value of collateral or setoff	Unsecured claim
PRECISION AEROSPACE CORP. 11155 JERSEY BLVD. STE. A Rancho Cucamonga, CA 91730			Unliquidated			\$26,709.00
PRECISION MACHINED PROD LLC 1017 SMITHFIELD DRIVE Fort Collins, CO 80524			Unliquidated			\$22,811.00
TALENTCORE, INC. 3429 LOMAS SERENAS DRIVE Escondido, CA 92029			Unliquidated			\$39,094.00
WESCO AIRCRAFT, INC. C T CORPORATION SYSTEM 1999 BRYAN ST., STE 900 Dallas, TX 75201			Unliquidated			\$39,351.00

**RESOLUTIONS ADOPTED BY WRITTEN CONSENT
OF THE SOLE SHAREHOLDER OF
ASTECH ENGINEERED PRODUCTS, INC.**

July 14, 2022

The undersigned sole shareholder (the “**Shareholder**”) of ASTECH Engineered Products, Inc., a close Delaware corporation (the “**Company**”), acting pursuant to and in accordance with Section 141(f) of the General Corporation Law of the State of Delaware, does hereby consent to, adopt, and approve by written consent in accordance with applicable law, the following resolutions and each and every action effected thereby:

WHEREAS, the Shareholder has received, reviewed and considered the recommendations of, and the materials presented by, the management of the Company and the Company’s legal advisors as to the relative risks and benefits of commencing a voluntary case under Chapter 11 of the Bankruptcy Code (the “**Chapter 11 Case**”); and

WHEREAS, the Shareholder believes that taking each of the actions set forth below is advisable and in the best interests of the Company and all of its residual claimants and, therefore, desires to approve the following resolutions.

I. Commencement of Chapter 11 Case

NOW, THEREFORE, BE IT RESOLVED, that the Shareholder has determined, after due consultation with members of the Company’s management and the legal advisors of the Company, that it is advisable and in the best interests of the Company and all of its residual claimants, including its creditors and other parties in interest, that the Company shall be, and hereby is, authorized to file, or cause to be filed, a petition seeking relief under the provisions of Chapter 11 of the Bankruptcy Code to commence the Chapter 11 Case and any other order that may be desirable under applicable law; and

RESOLVED FURTHER, that David Richeson, as Executive Chairman of the Company (the “**Authorized Person**”), is authorized, empowered, and directed to execute and file in the name and on behalf of the Company, and under its corporate seal or otherwise, all plans, petitions, schedules, statements, motions, lists, applications, pleadings, orders, and other documents in the United States Bankruptcy Court for the District of Delaware (the “**Bankruptcy Court**”), and, in connection therewith, to take and perform any and all further acts and deeds which the Authorized Person deems necessary, proper, or desirable in connection with the Company’s Chapter 11 Case, including (i) negotiating, executing, delivering, and performing any and all documents, agreements, certificates, and instruments in connection with the transactions and professional retentions set forth in this resolution, (ii) appearing as necessary at all bankruptcy proceedings in the Bankruptcy Court on behalf of the Company and (iii) paying all such expenses where necessary or appropriate in order to carry out fully the intent and accomplish the purposes of the resolutions adopted herein.

II. Outcome of Chapter 11 Case

RESOLVED, that the Company is hereby authorized, and the Authorized Person shall be, and hereby is, authorized, directed and empowered, on behalf of and in the name of the Company, to pursue a reorganization, sale, or wind-down and liquidation of the Company, as circumstances warrant.

III. Retention of Advisors

RESOLVED that the Company is authorized, and the Authorized Person shall be, and hereby is, authorized, empowered and directed on behalf of and in the name of the Company to retain the law firm of Brooks Wilkins Sharkey & Turco PLLC, located at 401 S. Old Woodward Avenue, Suite 400, Birmingham, MI 48009, as counsel for the Company in the Chapter 11 Case, subject to Bankruptcy Court approval;

RESOLVED FURTHER, that the Company is authorized, and the Authorized Person shall be, and hereby is, authorized, empowered and directed on behalf of and in the name of the Company to retain Cozen O'Connor, 1201 North Market Street, Suite 1001, Wilmington, DE 19801, as counsel for the Company in the Chapter 11 Case, subject to Bankruptcy Court approval; and

IV. General Authorization and Ratification

RESOLVED, that the Authorized Person (or his delegate) be, and hereby is, authorized, empowered and directed, for and on behalf of the Company to (a) do and perform all such acts and things and enter into, execute, acknowledge, deliver, and file all such certificates, agreements, acknowledgments, instruments, contracts, statements, and other documents and to take such further actions as the Authorized Person may deem necessary or appropriate to effect the intent and accomplish the purposes of the foregoing resolutions, with the taking of any such action by the Authorized Person being conclusive evidence that the same did meet such standards as set forth above, (b) perform the obligations of the Company under the Bankruptcy Code, with all such actions to be performed in such manner, and all such certificates, instruments, guaranties, notices and documents to be executed and delivered in such form, as the Authorized Person performing or executing the same shall approve, and the performance or execution thereof by the Authorized Person shall be conclusive evidence of the approval thereof by the Authorized Person, the Board and by the Company and (c) pay fees and expenses in connection with the transactions contemplated by the foregoing resolutions; and

RESOLVED FURTHER, that any and all actions taken by the Authorized Person, or by any director, officer or agent of the Company, prior to the date of adoption of the foregoing resolutions, which would have been authorized by the foregoing resolutions but for the fact that such actions were taken prior to such date, be, and each hereby is, ratified, approved, confirmed, and adopted as a duly authorized act of the Company in all respects and for all purposes.

IN WITNESS WHEREOF, each of the undersigned has executed this action by written consent as of the date set forth below.

ASTECH Holdings, LLC

By:  _____

Printed: Curtis Griner, Vice President

Dated: July 14, 2022

**UNITED STATES BANKRUPTCY COURT
DISTRICT OF DELAWARE**

In re: Chapter 11
ASTECH ENGINEERED PRODUCTS, INC., Case No. 22- _____ (____)
Debtor.

**DECLARATION OF DAVE RICHESON, EXECUTIVE CHAIRMAN OF
ASTECH ENGINEERED PRODUCTS, INC. PURSUANT TO 11 U.S.C. 1116**

I, Dave Richeson, declare under penalty of perjury pursuant to 28 U.S.C. Section 1746 the truth of the following:

1. I am the Executive Chairman of ASTECH Engineered Products, Inc. (the "Debtor"), a small business debtor pursuant to 11 U.S.C (the "Bankruptcy Code") Section 101(51) (D).
2. Pursuant to Bankruptcy Code Section 1116, attached hereto are true and correct copies of the Debtor's most recent balance sheet, statement of operations, and cash-flow statements.
3. Further pursuant to Bankruptcy Code Section 1116, this statement is made in lieu of attaching a Federal Income Tax return.
4. I declare that the Debtor has neither prepared nor filed a Federal Income Tax return for the year 2021.

I declare under penalty of perjury that the foregoing is true and correct.

ASTECH Engineered Products, Inc.

/s/ 

David Richeson
Executive Chairman

ASTECH Engineered Products, Inc.
Balance Sheet
JUNE 30, 2022

	May-22
Current Assets:	
Cash & cash equivalents	4,154,702
Accounts receivable	5,704,564
Inventory	13,051,026
Prepaid	412,985
Other Current Assets	-
Total Current Assets	23,323,277
Property and Equipment:	
Machines & Equipment	23,758,481
IT Equipment	289,519
Trailers & Vehicles	51,077
Furniture & fixtures	213,764
Leasehold Improvements	3,088,364
Construction In Process	216,719
Sub-Total Property & Equipment	27,617,923
Less: Other Accumulated depreciation	(27,501,036)
Net Property & Equipment	116,888
Other Assets:	
Deferred Financing Cost	-
Other Assets	166,933
Intangible Assets	1,099,468
Less: accumulated amortization	(1,099,468)
Net Intangible Assets	166,934
Total Other Assets	166,934
Total Assets	23,607,098
Current Liabilities:	
Accounts payable	3,551,062
Accrued expenses	469,954
Other Current Liabilities	1,196,543
Unsecured Trade Financing	1,232,302
Total Current Liabilities	6,449,861
Long-Term Liabilities:	
Provisions	-
Other Long-Term Liabilities	-
Total Long-Term Liabilities	-
Total Liabilities	6,449,861
Partners Equity	
Shareholders Equity	6,669,000
Goodwill	11,582,019
Retained Earnings (YTD incl prior owner profit,	(1,093,781)
Total Shareholders Capital (Deficit)	17,157,237
Total Liabilities & Partners' Capital (Deficit)	23,607,098

ASTECH Engineered Products, Inc.
Income Statement
2022

	1/31/2022	2/28/22	3/31/22	4/30/22	5/31/22	YTD May
Sales	2,019,987	2,646,940	2,285,713	3,271,445	2,024,964	12,249,050
COGS	1,854,467	2,615,479	2,185,807	2,335,797	1,800,873	10,792,423
Direct Program costs	333,098	886,271	205,359	623,249	311,365	2,359,342
Overhead Costs	1,698,271	1,828,125	2,226,064	1,993,206	2,065,403	9,811,070
Absorption	(1,544,877)	(1,622,837)	(1,813,041)	(1,567,642)	(1,679,293)	(8,227,689)
Unabsorbed Overhead	153,395	205,288	413,023	425,564	386,110	1,583,381
Gross Profit	(320,973)	(1,060,097)	(518,477)	(113,165)	(473,384)	(2,486,096)
SG&A	136,690	190,735	277,203	219,971	299,870	1,124,469
PROFIT BEFORE INTEREST, TAXES	(457,663)	(1,250,832)	(795,680)	(333,136)	(773,254)	(3,610,565)
EBITDA	(457,663)	(1,225,279)	(795,680)	(333,136)	(773,254)	(3,585,012)
	-22.7%	-46.3%	-34.8%	-10.2%	-38.2%	-29.3%

As of 7/13/22	Actuals	Actuals	Actuals	Actuals	Actuals	Actuals	Actuals	Actuals	Actuals	Actuals	Actuals	Actuals	Actuals
	4/1/2022	4/15/2022	4/29/2022	5/6/2022	5/13/2022	5/20/2022	5/27/2022	6/3/2022	6/10/2022	6/17/2022	6/24/2022	7/1/2022	
Sales								\$789,364	\$290,787	\$1,294,007	\$454,536	\$238,344	
Collections:													
Existing AR													
New AR													
Uncollectible/Credited													
Total Inflows													
		\$1,664,544	\$1,074,354	\$235,400	\$770,655	\$1,818,935	\$452,089	\$409,722	\$105,352	\$821,649	\$1,021,559	\$1,566,596	
Production:													
Materials & Outside Processed Parts	(175,947)	(421,532)	(393,601)	(1,677,668)	(73,075)	(434,018)	(428,084)	(341,779)	(99,615)	(71,499)	(243,627)	(141,034)	
Utilities	(31,822)	(280,593)	(217)	(36,830)	(1,376)	(193)	(36,724)	(431)	(41,909)	(5,104)	(275,059)	(37,856)	
Property Taxes		(1,375)											
Equipment Taxes													
Consumables	(89,919)	(102,687)	(80,225)	(44,917)	(22,245)	(51,975)	(44,912)	(24,415)	(51,637)	(52,223)	(25,115)	(16,451)	
Repairs & Maintenance	(74,534)	(36,598)	(40,081)	(41,290)	(8,170)	(88,248)	(31,008)	(24,278)	(13,640)	(10,523)		(1,928)	
Equipment Rental	(416)	(4,374)	(1,508)	(2,193)		(1,089)			(3,282)				
Training													
Waste Control & Management	(15,343)	(16,197)	(17,749)	(31,452)	(285)	(24,196)	(6,435)	(16,523)	(7,527)	(2,623)	(1,165)	(29,542)	
Freight	(8,452)	(75,980)	(32,091)	(3,625)	(643)	(21,487)		(30,541)					
Miscellaneous	(3,160)	(8,810)	(4,029)	(24,361)	(572)	(2,158)	(8,798)	(9,125)	(5,135)	(1,511)	(3,100)	(108,452)	
Total Production Costs	(\$399,593)	(\$948,145)	(\$569,500)	(\$45,814)	(\$105,438)	(\$547,466)	(\$587,488)	(\$416,551)	(\$253,287)	(\$143,482)	(\$548,066)	(\$335,263)	
Labor Costs:													
Pay	(\$106,160)	(\$101,477)	(\$287,419)	(\$317,844)	(\$121,561)	(\$292,521)	(\$143,122)	(\$315,360)	(\$136,297)	(\$309,900)	(\$133,294)	(\$295,702)	
Benefits, 401k and Admin Costs	(\$52,000)	(\$12,458)		(\$72,149)	(\$98,340)	(\$24,987)	(\$24,987)	(\$21,820)	(\$12,078)	\$547	(\$99,276)	(\$1,415)	
Temps	(\$190,493)	(\$59,878)	(\$181,254)	(\$16,130)		(\$28,600)	(\$19,456)	(\$156,315)	(\$8,596)	(\$26,186)	(\$32,036)	(\$154,433)	
Total Labor Costs	(\$348,653)	(\$332,571)	(\$584,777)	(\$198,015)	(\$345,692)	(\$419,461)	(\$187,565)	(\$493,495)	(\$156,971)	(\$335,539)	(\$257,606)	(\$451,550)	
Overhead:													
Insurance	(\$129,673)			(\$45,656)	(\$114,293)				(\$68,199)				
Office Expenses	(\$14,894)	(\$18,736)	(\$12,424)	(\$9,123)	(\$1,475)	(\$6,394)	(\$8,354)	(\$6,305)	(\$1,375)	(\$46,273)	(\$1,159)	(\$6,394)	
Dues & Subscriptions		(\$2,273)		(\$18,655)	(\$9,473)	(\$37)	(\$37)	(\$5,625)	(\$5,625)	(\$6,382)	(\$37)	(\$31,914)	
Rent/Lease	(\$210,130)			(\$210,130)				(\$210,130)				(\$210,130)	
Travel & Entertainment												(\$3,291)	
Health & Safety	(\$1,873)			(\$569)	(\$2,095)	(\$545)	(\$6,460)	(\$2,857)		(\$350)		(\$650)	
TSA													
IT, Hosting & ITAR Compliance				(\$3,609)				(\$300)	(\$13,882)	(\$1,255)	(\$403)	(\$1,040)	
Total Overhead Costs	(\$356,570)	(\$218,578)	(\$16,066)	(\$63,241)	(\$77,240)	(\$9,032)	(\$8,408)	(\$25,217)	(\$83,456)	(\$54,260)	(\$1,599)	(\$253,419)	
Capex	(\$7,622)	(\$3,154)	(\$350)	(\$5,236)	(\$1,451)		(\$28,187)	(\$2,510)			(\$489)	(\$27,985)	
Total Known One-Offs													
Restructuring & Professional Fees:													
Est. Restructuring/Wind-Down Reserve													
Consulting/Professional Fees													
Legal Fees													
Total Restructuring & Professional Fees													
Other				(\$1,130)				(\$4,000)	(\$21,237)		(\$40,767)	(\$36,429)	
Debt Payments:													
None													
Total Debt Payments													
Total Outflows	(\$1,12,438)	(\$332,571)	(\$1,134,232)	(\$308,200)	(\$305,689)	(\$975,959)	(\$804,324)	(\$1,141,773)	(\$514,951)	(\$533,281)	(\$848,526)	(\$1,104,947)	
Net Cash Flow													
Cumulative Net Cash Flow													
		\$4,935,073	\$6,267,046	\$5,132,814	\$5,036,975	\$5,049,985	\$2,719,476	\$3,184,442	\$4,027,418	\$3,043,134	\$2,633,534	\$2,921,902	\$3,094,935
Beginning Cash	\$1,331,973	\$1,134,232	(\$95,839)	\$13,010	(\$2,330,509)	\$464,966	(\$842,976)	(\$632,050)	(\$409,599)	\$288,368	\$173,033	\$461,649	
Change in Cash	\$4,935,073	\$6,267,046	\$5,132,814	\$5,036,975	\$5,049,985	\$2,719,476	\$3,184,442	\$4,027,418	\$3,043,134	\$2,633,534	\$2,921,902	\$3,094,935	
Ending Cash													

As of 7/13/22	Actuals	Forecast	Forecast	Forecast	Forecast	Forecast	Forecast	Forecast	Forecast	Forecast	Forecast	Forecast
	7/18/2022	7/18/2022	7/18/2022	7/18/2022	7/18/2022	7/18/2022	7/18/2022	7/18/2022	7/18/2022	7/18/2022	7/18/2022	7/18/2022
Sales	\$397,698	\$1,511,002	\$760,961	\$629,307	\$629,307	\$629,307	\$629,307	\$629,307	\$629,307	\$629,307	\$629,307	\$629,307
Collections:												
Existing AR	\$537,084	\$857,046	\$405,970	\$546,906	\$664,536	\$525,248	\$224,634	\$380,153	\$375,605	\$281,091	\$0	\$0
New AR	-	-	-	\$64,200	\$397,698	\$257,913	\$596,546	\$296,876	\$300,511	\$495,290	\$850,367	\$669,917
Uncollectible/Credited	-	(\$42,852)	(\$20,299)	(\$34,760)	(\$30,555)	(\$53,112)	(\$39,158)	(\$29,881)	(\$48,835)	(\$33,624)	(\$42,518)	(\$33,496)
Total Inflows	\$537,084	\$814,193	\$385,672	\$580,551	\$1,009,122	\$744,003	\$567,746	\$927,864	\$639,857	\$1,097,523	\$470,526	\$636,421
Production:												
Materials & Outside Processed Parts	(202,745)	(\$453,646)	(\$294,237)	(\$317,586)	(\$67,395)	(\$84,221)	(\$246,545)	(\$380,088)	(\$220,904)	(\$309,114)	(\$543,898)	(\$641,683)
Utilities	-	(\$182,847)	(\$30)	(\$608)	(\$192,000)	-	-	(\$192,000)	-	-	-	(\$192,000)
Property Taxes	-	-	-	-	-	-	-	(\$60,000)	-	-	-	(\$138,000)
Equipment Taxes	-	-	-	-	-	-	-	(\$63,864)	-	-	-	(\$63,864)
Consumables	(30,018)	(\$45,154)	(\$34,784)	(\$56,269)	(\$63,269)	(\$69,734)	(\$69,308)	(\$63,864)	(\$75,430)	(\$57,174)	(\$61,796)	(\$43,750)
Repairs & Maintenance	(9,637)	(\$51,015)	(\$3,135)	(\$30,000)	(\$33,605)	(\$31,327)	(\$30,000)	(\$30,000)	(\$32,549)	(\$30,000)	(\$30,000)	(\$30,000)
Equipment Rental	(3,332)	-	-	(\$19,866)	(\$3,311)	(\$3,311)	(\$3,311)	(\$19,866)	(\$3,311)	(\$3,311)	(\$19,866)	(\$3,311)
Training	(11,831)	(\$9,227)	(\$6,481)	(\$3,311)	(\$3,311)	(\$3,311)	(\$3,311)	(\$3,311)	(\$3,311)	(\$3,311)	(\$3,311)	(\$3,311)
Waste Control & Management	(3,653)	(\$76,434)	(\$3,579)	(\$12,315)	(\$12,315)	(\$12,315)	(\$12,315)	(\$12,315)	(\$12,315)	(\$12,315)	(\$12,315)	(\$12,315)
Freight	(13,628)	(\$10,215)	(\$234)	(\$16,839)	(\$4,821)	(\$4,384)	(\$4,384)	(\$4,384)	(\$4,384)	(\$4,384)	(\$4,384)	(\$4,384)
Miscellaneous	(\$274,845)	(\$828,539)	(\$342,480)	(\$376,717)	(\$196,863)	(\$407,617)	(\$425,992)	(\$745,963)	(\$348,894)	(\$416,298)	(\$655,705)	(\$818,908)
Total Production Costs	(\$274,845)	(\$828,539)	(\$342,480)	(\$376,717)	(\$196,863)	(\$407,617)	(\$425,992)	(\$745,963)	(\$348,894)	(\$416,298)	(\$655,705)	(\$818,908)
Labor Costs:												
Pay	(\$116,408)	(\$246,142)	(\$84,946)	(\$84,946)	(\$239,318)	(\$84,946)	(\$84,946)	(\$84,946)	(\$84,946)	(\$84,946)	(\$84,946)	(\$84,946)
Benefits, 401k and Admin Costs	(\$19,394)	(\$137,450)	(\$4,898)	(\$12,376)	(\$4,898)	(\$4,898)	(\$4,898)	(\$4,898)	(\$4,898)	(\$4,898)	(\$4,898)	(\$4,898)
Temps	(\$24,183)	(\$69,142)	(\$51,904)	(\$202,911)	(\$43,505)	(\$43,505)	(\$43,505)	(\$43,505)	(\$43,505)	(\$43,505)	(\$43,505)	(\$43,505)
One-Off/True-Up	-	-	(\$15,000)	-	-	-	-	-	-	-	-	-
Total Labor Costs	(\$159,984)	(\$452,733)	(\$156,748)	(\$454,605)	(\$133,348)	(\$133,348)	(\$133,348)	(\$133,348)	(\$133,348)	(\$133,348)	(\$133,348)	(\$133,348)
Overhead:												
Insurance	(\$66,292)	-	-	-	(\$67,000)	-	-	(\$67,000)	-	-	-	(\$3,024)
Office Expenses	(\$1,054)	(\$5,115)	(\$1,043)	(\$8,770)	(\$3,024)	(\$3,034)	(\$10,789)	(\$3,209)	(\$4,179)	(\$3,024)	(\$3,024)	(\$3,024)
Dues & Subscriptions	-	(\$5,625)	-	(\$1,200)	-	-	-	(\$1,200)	-	-	-	(\$1,200)
Rent/Lease	-	-	-	(\$210,870)	(\$2,235)	(\$2,235)	(\$2,235)	(\$2,235)	(\$2,235)	(\$2,235)	(\$2,235)	(\$2,235)
Travel & Entertainment	(\$2,110)	-	(\$1,255)	(\$993)	(\$993)	(\$993)	(\$993)	(\$993)	(\$993)	(\$993)	(\$993)	(\$993)
Health & Safety	-	-	-	(\$81,500)	(\$81,500)	(\$81,500)	(\$81,500)	(\$81,500)	(\$81,500)	(\$81,500)	(\$81,500)	(\$81,500)
IT Hosting & ITAR Compliance	(\$2,477)	(\$1,611)	-	(\$6,250)	(\$6,250)	(\$6,250)	(\$6,250)	(\$6,250)	(\$6,250)	(\$6,250)	(\$6,250)	(\$6,250)
Total Overhead Costs	(\$71,932)	(\$12,351)	(\$2,298)	(\$100,948)	(\$226,651)	(\$79,512)	(\$20,266)	(\$95,386)	(\$224,527)	(\$12,502)	(\$12,502)	(\$23,372)
Capex	(\$55,619)	-	-	(\$34,000)	-	-	-	(\$34,000)	-	-	(\$34,000)	-
Total Known One-Offs	-	-	-	-	-	-	-	-	-	-	-	-
Restructuring & Professional Fees:												
Est. Restructuring/Wind-Down Reserve	(\$52,597)	(\$2,000,000)	(\$16,000)	(\$16,000)	(\$16,000)	(\$16,000)	(\$16,000)	(\$16,000)	(\$16,000)	(\$16,000)	(\$16,000)	(\$16,000)
Consulting/Professional Fees	-	(\$16,000)	-	(\$30,000)	(\$30,000)	(\$30,000)	(\$30,000)	(\$30,000)	(\$30,000)	(\$30,000)	(\$30,000)	(\$30,000)
Total Restructuring & Professional Fees	(\$52,597)	(\$2,016,000)	(\$16,000)	(\$46,000)	(\$46,000)	(\$46,000)	(\$46,000)	(\$46,000)	(\$46,000)	(\$46,000)	(\$46,000)	(\$46,000)
Other	-	-	-	-	-	-	-	-	-	-	-	-
Debt Payments:												
None	-	-	-	-	-	-	-	-	-	-	-	-
Total Debt Payments	-	-	-	-	-	-	-	-	-	-	-	-
Total Outflows	(\$614,988)	(\$3,009,624)	(\$517,526)	(\$1,108,650)	(\$782,716)	(\$717,232)	(\$866,577)	(\$1,444,456)	(\$932,177)	(\$601,148)	(\$1,080,915)	(\$1,112,272)
Net Cash Flow	(\$77,891)	(\$2,495,431)	(\$131,855)	(\$448,215)	(\$202,166)	\$296,475	(\$298,831)	(\$516,592)	(\$293,320)	\$426,375	(\$610,389)	(\$737,168)
Cumulative Net Cash Flow	\$556,888	(\$1,938,603)	(\$2,070,458)	(\$2,518,673)	(\$2,720,839)	(\$2,424,363)	(\$2,257,592)	(\$3,073,015)	(\$3,366,335)	(\$2,939,960)	(\$3,550,349)	(\$4,591,941)
Beginning Cash	\$3,556,584	\$3,478,730	\$983,299	\$851,444	\$403,229	\$201,063	\$497,538	\$664,310	\$365,478	(\$151,113)	(\$18,059)	(\$628,448)
Change in Cash	(\$77,854)	(\$2,495,431)	(\$131,855)	(\$448,215)	(\$202,166)	\$296,475	(\$298,831)	(\$516,592)	(\$293,320)	\$426,375	(\$610,389)	(\$737,168)
Ending Cash	\$3,478,730	\$983,299	\$851,444	\$403,229	\$201,063	\$497,538	\$664,310	\$365,478	(\$151,113)	(\$18,059)	(\$628,448)	(\$932,871)


As of 7/13/22	Forecast	Forecast	Forecast	Forecast	Forecast	Forecast	Forecast	Forecast	Forecast	Forecast	Forecast	Forecast		
	10/14/2022	10/21/2022	10/28/2022	11/4/2022	11/11/2022	11/18/2022	11/25/2022	12/2/2022	12/9/2022	12/16/2022	12/23/2022	12/30/2022	1/6/2023	1/13/2023
Sales	\$761,085	\$761,085	\$729,025	\$729,025	\$729,025	\$729,025	\$729,025	\$729,025	\$799,099	\$799,099	\$799,099	\$799,099	\$744,618	\$744,618
Collections:														
Existing AR	\$0	\$0	\$0	\$0	\$0	\$0	\$0	\$0	\$0	\$0	\$0	\$0	\$0	\$0
New AR	\$1,119,858	\$663,715	\$633,556	\$633,556	\$633,556	\$633,556	\$633,556	\$633,556	\$1,058,409	\$1,058,409	\$1,058,409	\$1,058,409	\$793,255	\$793,255
Uncollectible/Credited	(\$55,993)	(\$33,186)	(\$31,678)	(\$31,678)	(\$31,678)	(\$31,678)	(\$31,678)	(\$31,678)	(\$52,920)	(\$52,920)	(\$52,920)	(\$52,920)	(\$39,663)	(\$39,663)
Total Inflows	\$1,063,866	\$630,530	\$601,879	\$601,879	\$601,879	\$601,879	\$601,879	\$601,879	\$1,005,488	\$1,005,488	\$1,005,488	\$1,005,488	\$753,592	\$753,592
Production:														
Materials & Outside Processed Parts	(\$192,675)	(\$192,675)	(\$478,354)	(\$262,212)	(\$262,212)	(\$262,212)	(\$262,212)	(\$262,212)	(\$189,410)	(\$189,410)	(\$189,410)	(\$269,891)	(\$233,478)	(\$233,478)
Utilities			(\$192,000)										(\$192,000)	
Property Taxes														
Equipment Taxes														
Consumables	(\$43,750)	(\$43,750)	(\$43,750)	(\$43,750)	(\$43,750)	(\$43,750)	(\$43,750)	(\$43,750)	(\$43,750)	(\$43,750)	(\$43,750)	(\$43,750)	(\$43,750)	(\$43,750)
Repairs & Maintenance	(\$30,000)	(\$30,000)	(\$30,000)	(\$30,000)	(\$30,000)	(\$30,000)	(\$30,000)	(\$30,000)	(\$30,000)	(\$30,000)	(\$30,000)	(\$30,000)	(\$30,000)	(\$30,000)
Equipment Rental			(\$19,866)										(\$19,866)	
Training			(\$3,311)										(\$3,311)	
Waste Control & Management			(\$43,849)										(\$43,849)	
Freight	(\$12,315)	(\$12,315)	(\$12,315)	(\$12,315)	(\$12,315)	(\$12,315)	(\$12,315)	(\$12,315)	(\$12,315)	(\$12,315)	(\$12,315)	(\$12,315)	(\$12,315)	(\$12,315)
Miscellaneous	(\$4,384)	(\$4,384)	(\$4,384)	(\$4,384)	(\$4,384)	(\$4,384)	(\$4,384)	(\$4,384)	(\$4,384)	(\$4,384)	(\$4,384)	(\$4,384)	(\$4,384)	(\$4,384)
Total Production Costs	(\$286,436)	(\$286,436)	(\$764,115)	(\$355,973)	(\$355,973)	(\$355,973)	(\$355,973)	(\$355,973)	(\$283,171)	(\$283,171)	(\$283,171)	(\$427,367)	(\$519,239)	(\$327,239)
Labor Costs:														
Pay	(\$84,946)	(\$283,827)	(\$84,946)	(\$283,827)	(\$283,827)	(\$283,827)	(\$283,827)	(\$283,827)	(\$84,946)	(\$84,946)	(\$84,946)	(\$283,827)	(\$84,946)	(\$283,827)
Benefits, 401k and Admin Costs	(\$4,898)	(\$12,376)	(\$4,898)	(\$12,376)	(\$12,376)	(\$12,376)	(\$12,376)	(\$12,376)	(\$4,898)	(\$4,898)	(\$4,898)	(\$12,376)	(\$4,898)	(\$12,376)
Temps	(\$43,505)	(\$43,505)	(\$43,505)	(\$43,505)	(\$43,505)	(\$43,505)	(\$43,505)	(\$43,505)	(\$43,505)	(\$43,505)	(\$43,505)	(\$43,505)	(\$43,505)	(\$43,505)
One-Off/True-Up														
Total Labor Costs	(\$133,348)	(\$339,707)	(\$133,348)	(\$339,707)	(\$339,707)	(\$339,707)	(\$339,707)	(\$339,707)	(\$133,348)	(\$133,348)	(\$133,348)	(\$464,781)	(\$133,348)	(\$339,707)
Overhead:														
Insurance	(\$67,000)								(\$67,000)					(\$67,000)
Office Expenses	(\$3,024)	(\$3,024)	(\$3,024)	(\$3,024)	(\$3,024)	(\$3,024)	(\$3,024)	(\$3,024)	(\$3,024)	(\$3,024)	(\$3,024)	(\$3,024)	(\$3,024)	(\$3,024)
Dues & Subscriptions			(\$1,200)											
Rent/Lease			(\$225,870)						(\$225,870)				(\$225,870)	
Travel & Entertainment	(\$2,235)	(\$2,235)	(\$2,235)	(\$2,235)	(\$2,235)	(\$2,235)	(\$2,235)	(\$2,235)	(\$2,235)	(\$2,235)	(\$2,235)	(\$2,235)	(\$2,235)	(\$2,235)
Health & Safety	(\$993)	(\$993)	(\$993)	(\$993)	(\$993)	(\$993)	(\$993)	(\$993)	(\$993)	(\$993)	(\$993)	(\$993)	(\$993)	(\$993)
TSA														
IT Hosting & ISTAR Compliance	(\$6,250)	(\$6,250)	(\$6,250)	(\$6,250)	(\$6,250)	(\$6,250)	(\$6,250)	(\$6,250)	(\$6,250)	(\$6,250)	(\$6,250)	(\$6,250)	(\$6,250)	(\$6,250)
Total Overhead Costs	(\$79,502)	(\$12,502)	(\$238,372)	(\$79,502)	(\$12,502)	(\$12,502)	(\$12,502)	(\$12,502)	(\$79,502)	(\$12,502)	(\$12,502)	(\$13,702)	(\$238,372)	(\$79,502)
Capex	(\$23,000)	(\$23,000)	(\$23,000)	(\$23,000)	(\$23,000)	(\$23,000)	(\$23,000)	(\$23,000)	(\$23,000)	(\$23,000)	(\$23,000)	(\$23,000)	(\$23,000)	(\$23,000)
Total Known One-Offs	(\$25,500)													
Restructuring & Professional Fees:														
Est. Restructuring/Wind-Down Reserve														
Consulting/Professional Fees														
Legal Fees														
Total Restructuring & Professional Fees	(\$16,000)	(\$16,000)	(\$16,000)	(\$16,000)	(\$16,000)	(\$16,000)	(\$16,000)	(\$16,000)	(\$16,000)	(\$16,000)	(\$16,000)	(\$16,000)	(\$16,000)	(\$16,000)
Other														
Debt Payments:														
None														
Total Debt Payments	(\$538,166)	(\$703,145)	(\$536,201)	(\$1,536,268)	(\$607,823)	(\$747,182)	(\$605,738)	(\$1,660,970)	(\$535,021)	(\$674,380)	(\$472,573)	(\$944,850)	(\$929,959)	(\$785,449)
Total Outflows	(\$538,166)	(\$703,145)	(\$536,201)	(\$1,536,268)	(\$607,823)	(\$747,182)	(\$605,738)	(\$1,660,970)	(\$535,021)	(\$674,380)	(\$472,573)	(\$944,850)	(\$929,959)	(\$785,449)
Net Cash Flow	\$525,579	(\$66,561)	\$94,328	(\$934,389)	(\$5,944)	(\$145,303)	(\$3,859)	(\$1,059,091)	\$470,467	\$31,108	\$532,915	\$60,638	(\$176,367)	(\$31,856)
Cumulative Net Cash Flow	(\$466,561)	(\$4,138,977)	(\$4,044,649)	(\$4,979,038)	(\$4,984,982)	(\$5,130,285)	(\$5,134,145)	(\$5,193,236)	(\$5,722,769)	(\$5,391,661)	(\$4,858,746)	(\$4,798,108)	(\$4,974,475)	(\$5,006,331)
Beginning Cash	(\$1,670,039)	(\$1,144,459)	(\$1,122,747)	(\$2,057,136)	(\$2,063,080)	(\$2,068,383)	(\$2,208,383)	(\$3,212,243)	(\$3,271,334)	(\$2,800,867)	(\$2,469,759)	(\$1,936,844)	(\$1,876,206)	(\$2,052,573)
Change in Cash	\$525,579	(\$66,561)	\$94,328	(\$934,389)	(\$5,944)	(\$145,303)	(\$3,859)	(\$1,059,091)	\$470,467	\$31,108	\$532,915	\$60,638	(\$176,367)	(\$31,856)
Ending Cash	(\$1,144,459)	(\$1,211,020)	(\$1,122,747)	(\$2,057,136)	(\$2,063,080)	(\$2,208,383)	(\$2,212,243)	(\$3,271,334)	(\$2,800,867)	(\$2,469,759)	(\$1,936,844)	(\$1,876,206)	(\$2,052,573)	(\$2,084,429)

As of 7/13/22	Forecast	Forecast	Forecast	Forecast	Forecast	Forecast	Forecast	Forecast	Forecast	Forecast	Forecast	Forecast
	1/7/2023	2/10/2023	2/17/2023	2/24/2023	3/3/2023	3/10/2023	3/17/2023	3/24/2023	3/31/2023	4/7/2023	4/14/2023	4/21/2023
Sales	\$744,618	\$632,034	\$632,034	\$632,034	\$632,034	\$923,145	\$923,145	\$923,145	\$923,145	\$887,269	\$887,269	\$887,269
Collections:												
Existing AR	\$0	\$0	\$0	\$0	\$0	\$0	\$0	\$0	\$0	\$0	\$0	\$0
New AR	\$793,255	\$687,882	\$687,882	\$687,882	\$687,882	\$849,618	\$849,618	\$849,618	\$849,618	\$667,845	\$667,845	\$667,845
Uncollectible/Credited	(\$39,663)	(\$34,394)	(\$34,394)	(\$34,394)	(\$34,394)	(\$42,481)	(\$42,481)	(\$42,481)	(\$42,481)	(\$33,392)	(\$33,392)	(\$33,392)
Total Inflows	\$753,592	\$653,488	\$653,488	\$653,488	\$653,488	\$807,137	\$807,137	\$807,137	\$807,137	\$634,453	\$634,453	\$634,453
Productions:												
Materials & Outside Processed Parts	(\$233,478)	(\$310,893)	(\$306,616)	(\$306,616)	(\$306,616)	(\$297,876)	(\$297,876)	(\$297,876)	(\$297,876)	(\$297,876)	(\$297,876)	(\$297,876)
Utilities	-	(\$192,000)	-	(\$192,000)	-	(\$192,000)	-	(\$192,000)	-	(\$192,000)	-	(\$192,000)
Property Taxes	-	-	-	-	-	-	-	-	-	-	-	-
Equipment Taxes	-	-	-	-	-	-	-	-	-	-	-	-
Consumables	(\$43,750)	(\$43,750)	(\$43,750)	(\$43,750)	(\$43,750)	(\$43,750)	(\$43,750)	(\$43,750)	(\$43,750)	(\$43,750)	(\$43,750)	(\$43,750)
Repairs & Maintenance	(\$30,000)	(\$30,000)	(\$30,000)	(\$30,000)	(\$30,000)	(\$30,000)	(\$30,000)	(\$30,000)	(\$30,000)	(\$30,000)	(\$30,000)	(\$30,000)
Equipment Rental	(\$19,866)	(\$19,866)	(\$19,866)	(\$19,866)	(\$19,866)	(\$19,866)	(\$19,866)	(\$19,866)	(\$19,866)	(\$19,866)	(\$19,866)	(\$19,866)
Training	(\$3,311)	(\$3,311)	(\$3,311)	(\$3,311)	(\$3,311)	(\$3,311)	(\$3,311)	(\$3,311)	(\$3,311)	(\$3,311)	(\$3,311)	(\$3,311)
Waste Control & Management	(\$43,849)	(\$43,849)	(\$43,849)	(\$43,849)	(\$43,849)	(\$43,849)	(\$43,849)	(\$43,849)	(\$43,849)	(\$43,849)	(\$43,849)	(\$43,849)
Freight	(\$12,315)	(\$12,315)	(\$12,315)	(\$12,315)	(\$12,315)	(\$12,315)	(\$12,315)	(\$12,315)	(\$12,315)	(\$12,315)	(\$12,315)	(\$12,315)
Miscellaneous	(\$4,384)	(\$4,384)	(\$4,384)	(\$4,384)	(\$4,384)	(\$4,384)	(\$4,384)	(\$4,384)	(\$4,384)	(\$4,384)	(\$4,384)	(\$4,384)
Total Production Costs	(\$327,239)	(\$596,654)	(\$400,377)	(\$400,377)	(\$400,377)	(\$391,637)	(\$391,637)	(\$391,637)	(\$391,637)	(\$455,352)	(\$391,637)	(\$391,637)
Labor Costs:												
Pay	(\$94,946)	(\$283,827)	(\$84,946)	(\$283,827)	(\$84,946)	(\$84,946)	(\$84,946)	(\$84,946)	(\$84,946)	(\$84,946)	(\$84,946)	(\$84,946)
Benefits, 401k and Admin Costs	(\$4,898)	(\$137,450)	(\$4,898)	(\$137,450)	(\$4,898)	(\$4,898)	(\$4,898)	(\$4,898)	(\$4,898)	(\$4,898)	(\$4,898)	(\$4,898)
Temps	(\$43,505)	(\$43,505)	(\$43,505)	(\$43,505)	(\$43,505)	(\$43,505)	(\$43,505)	(\$43,505)	(\$43,505)	(\$43,505)	(\$43,505)	(\$43,505)
One-Off/True-Up	-	-	-	-	-	-	-	-	-	-	-	-
Total Labor Costs	(\$133,348)	(\$466,781)	(\$133,348)	(\$466,781)	(\$133,348)	(\$339,707)	(\$339,707)	(\$339,707)	(\$339,707)	(\$466,781)	(\$339,707)	(\$466,781)
Overhead:												
Insurance	-	(\$67,000)	-	(\$67,000)	-	(\$67,000)	-	(\$67,000)	-	(\$67,000)	-	(\$67,000)
Office Expenses	(\$3,024)	(\$3,024)	(\$3,024)	(\$3,024)	(\$3,024)	(\$3,024)	(\$3,024)	(\$3,024)	(\$3,024)	(\$3,024)	(\$3,024)	(\$3,024)
Dues & Subscriptions	(\$1,200)	(\$1,200)	(\$1,200)	(\$1,200)	(\$1,200)	(\$1,200)	(\$1,200)	(\$1,200)	(\$1,200)	(\$1,200)	(\$1,200)	(\$1,200)
Rent/Lease	(\$2,235)	(\$2,235)	(\$2,235)	(\$2,235)	(\$2,235)	(\$2,235)	(\$2,235)	(\$2,235)	(\$2,235)	(\$2,235)	(\$2,235)	(\$2,235)
Travel & Entertainment	(\$993)	(\$993)	(\$993)	(\$993)	(\$993)	(\$993)	(\$993)	(\$993)	(\$993)	(\$993)	(\$993)	(\$993)
Health & Safety	-	-	-	-	-	-	-	-	-	-	-	-
TSA	-	-	-	-	-	-	-	-	-	-	-	-
IT Hosting & ITR Compliance	(\$6,250)	(\$6,250)	(\$6,250)	(\$6,250)	(\$6,250)	(\$6,250)	(\$6,250)	(\$6,250)	(\$6,250)	(\$6,250)	(\$6,250)	(\$6,250)
Total Overhead Costs	(\$12,502)	(\$38,372)	(\$12,502)	(\$38,372)	(\$12,502)	(\$38,372)	(\$12,502)	(\$38,372)	(\$12,502)	(\$38,372)	(\$12,502)	(\$38,372)
Capex	(\$23,000)	(\$23,000)	(\$23,000)	(\$23,000)	(\$23,000)	(\$23,000)	(\$23,000)	(\$23,000)	(\$23,000)	(\$23,000)	(\$23,000)	(\$23,000)
Total Known One-Offs	(\$16,000)	(\$16,000)	(\$16,000)	(\$16,000)	(\$16,000)	(\$16,000)	(\$16,000)	(\$16,000)	(\$16,000)	(\$16,000)	(\$16,000)	(\$16,000)
Restructuring & Professional Fees:												
Est. Restructuring/Wind-Down Reserve	-	-	-	-	-	-	-	-	-	-	-	-
Consulting/Professional Fees	-	-	-	-	-	-	-	-	-	-	-	-
Legal Fees	-	-	-	-	-	-	-	-	-	-	-	-
Total Restructuring & Professional Fees	(\$16,000)	(\$16,000)	(\$16,000)	(\$16,000)	(\$16,000)	(\$16,000)	(\$16,000)	(\$16,000)	(\$16,000)	(\$16,000)	(\$16,000)	(\$16,000)
Other												
Debt Payments:												
None	-	-	-	-	-	-	-	-	-	-	-	-
Total Debt Payments	(\$16,000)	(\$16,000)	(\$16,000)	(\$16,000)	(\$16,000)	(\$16,000)	(\$16,000)	(\$16,000)	(\$16,000)	(\$16,000)	(\$16,000)	(\$16,000)
Total Outflows	(\$512,069)	(\$908,437)	(\$1,007,374)	(\$858,586)	(\$585,227)	(\$849,846)	(\$576,487)	(\$907,920)	(\$641,402)	(\$1,338,716)	(\$643,487)	(\$907,920)
Net Cash Flow	\$241,529	(\$274,903)	(\$375,340)	(\$205,098)	(\$68,739)	(\$242,708)	(\$243,350)	(\$100,783)	(\$165,735)	(\$704,263)	(\$9,034)	(\$273,467)
Cumulative Net Cash Flow	(\$1,961,658)	(\$1,919,673)	(\$1,547,559)	(\$1,342,461)	(\$1,273,722)	(\$1,030,804)	(\$887,454)	(\$786,671)	(\$620,936)	(\$548,500)	(\$459,466)	(\$187,197)
Beginning Cash	\$2,084,429	\$1,842,926	\$1,997,771	\$2,351,657	\$2,556,756	\$2,816,583	\$3,166,193	\$3,208,902	\$3,079,036	\$2,913,301	\$3,617,564	\$3,626,598
Change in Cash	\$241,503	(\$154,845)	(\$353,886)	(\$205,099)	(\$68,760)	(\$328,088)	(\$349,610)	(\$100,783)	(\$165,735)	(\$704,263)	(\$9,034)	(\$273,467)
Ending Cash	(\$1,842,926)	(\$1,997,771)	(\$2,351,657)	(\$2,556,756)	(\$2,488,496)	(\$2,816,583)	(\$3,166,193)	(\$3,208,902)	(\$3,079,036)	(\$3,617,564)	(\$3,626,598)	(\$3,900,065)

As of 7/13/22	Forecast	Forecast	Forecast	Forecast	Forecast	Forecast	Forecast	Forecast	Forecast	Forecast	Forecast	Forecast		
	4/28/2023	5/5/2023	5/12/2023	5/19/2023	5/26/2023	6/2/2023	6/9/2023	6/16/2023	6/23/2023	6/30/2023	7/7/2023	7/14/2023	7/21/2023	7/28/2023
Sales	\$887,269	\$653,276	\$653,276	\$653,276	\$653,276	\$773,077	\$773,077	\$773,077	\$773,077	\$773,077	\$719,812	\$719,812	\$719,812	\$719,812
Collections:														
Existing AR	\$0	\$0	\$0	\$0	\$0	\$0	\$0	\$0	\$0	\$0	\$0	\$0	\$0	\$0
New AR	\$667,845	\$856,082	\$856,082	\$856,082	\$856,082	\$789,327	\$789,327	\$789,327	\$789,327	\$789,327	\$800,461	\$800,461	\$800,461	\$800,461
Uncollectible/Credited	(\$33,392)	(\$42,804)	(\$42,804)	(\$42,804)	(\$42,804)	(\$39,466)	(\$39,466)	(\$39,466)	(\$39,466)	(\$39,466)	(\$40,023)	(\$40,023)	(\$40,023)	(\$40,023)
Total Inflows	\$634,453	\$813,278	\$813,278	\$813,278	\$813,278	\$749,861	\$749,861	\$749,861	\$749,861	\$749,861	\$760,438	\$760,438	\$760,438	\$760,438
Production:														
Materials & Outside Processed Parts	(\$297,876)	(\$238,301)	(\$238,301)	(\$238,301)	(\$238,301)	(\$297,876)	(\$297,876)	(\$297,876)	(\$297,876)	(\$297,876)	(\$297,876)	(\$297,876)	(\$297,876)	(\$297,876)
Utilities	(\$192,000)	-	-	-	-	-	-	-	-	-	(\$192,000)	-	-	-
Property Taxes	-	-	-	-	-	-	-	-	-	-	-	-	-	-
Equipment Taxes	-	-	-	-	-	-	-	-	-	-	-	-	-	-
Consumables	(\$43,750)	(\$43,750)	(\$43,750)	(\$43,750)	(\$43,750)	(\$43,750)	(\$43,750)	(\$43,750)	(\$43,750)	(\$43,750)	(\$43,750)	(\$43,750)	(\$43,750)	(\$43,750)
Repairs & Maintenance	(\$30,000)	(\$30,000)	(\$30,000)	(\$30,000)	(\$30,000)	(\$30,000)	(\$30,000)	(\$30,000)	(\$30,000)	(\$30,000)	(\$30,000)	(\$30,000)	(\$30,000)	(\$30,000)
Equipment Rental	(\$19,866)	-	-	-	(\$19,866)	-	-	-	-	-	(\$19,866)	-	-	(\$19,866)
Training	(\$3,311)	(\$3,311)	(\$3,311)	(\$3,311)	(\$3,311)	(\$3,311)	(\$3,311)	(\$3,311)	(\$3,311)	(\$3,311)	(\$3,311)	(\$3,311)	(\$3,311)	(\$3,311)
Waste Control & Management	(\$43,849)	-	-	-	(\$43,849)	-	-	-	-	-	(\$43,849)	-	-	(\$43,849)
Freight	(\$12,315)	(\$12,315)	(\$12,315)	(\$12,315)	(\$12,315)	(\$12,315)	(\$12,315)	(\$12,315)	(\$12,315)	(\$12,315)	(\$12,315)	(\$12,315)	(\$12,315)	(\$12,315)
Miscellaneous	(\$4,384)	(\$4,384)	(\$4,384)	(\$4,384)	(\$4,384)	(\$4,384)	(\$4,384)	(\$4,384)	(\$4,384)	(\$4,384)	(\$4,384)	(\$4,384)	(\$4,384)	(\$4,384)
Total Production Costs	(\$455,352)	(\$332,062)	(\$332,062)	(\$332,062)	(\$332,062)	(\$391,637)	(\$391,637)	(\$391,637)	(\$391,637)	(\$391,637)	(\$383,637)	(\$383,637)	(\$383,637)	(\$455,352)
Labor Costs:														
Pay	(\$84,946)	(\$283,827)	(\$283,827)	(\$283,827)	(\$283,827)	(\$84,946)	(\$84,946)	(\$84,946)	(\$84,946)	(\$84,946)	(\$84,946)	(\$84,946)	(\$84,946)	(\$276,434)
Benefits, 401k and Admin Costs	(\$4,898)	(\$12,376)	(\$4,898)	(\$4,898)	(\$4,898)	(\$4,898)	(\$4,898)	(\$4,898)	(\$4,898)	(\$4,898)	(\$4,898)	(\$4,898)	(\$4,898)	(\$12,376)
Temps	(\$43,505)	(\$43,505)	(\$43,505)	(\$43,505)	(\$43,505)	(\$43,505)	(\$43,505)	(\$43,505)	(\$43,505)	(\$43,505)	(\$43,505)	(\$43,505)	(\$43,505)	(\$43,505)
One-Off/True-Up	-	-	-	-	-	-	-	-	-	-	-	-	-	-
Total Labor Costs	(\$133,348)	(\$339,707)	(\$339,707)	(\$339,707)	(\$339,707)	(\$133,348)	(\$133,348)	(\$133,348)	(\$133,348)	(\$133,348)	(\$133,348)	(\$133,348)	(\$133,348)	(\$332,314)
Overhead:														
Insurance	(\$67,000)	(\$3,024)	(\$3,024)	(\$3,024)	(\$3,024)	(\$67,000)	(\$67,000)	(\$67,000)	(\$67,000)	(\$67,000)	(\$3,024)	(\$3,024)	(\$3,024)	(\$3,024)
Office Expenses	(\$3,024)	(\$3,024)	(\$3,024)	(\$3,024)	(\$3,024)	(\$3,024)	(\$3,024)	(\$3,024)	(\$3,024)	(\$3,024)	(\$3,024)	(\$3,024)	(\$3,024)	(\$3,024)
Dues & Subscriptions	(\$1,200)	-	-	-	(\$1,200)	-	-	-	-	-	(\$1,200)	-	-	(\$1,200)
Rent/Lease	-	(\$225,870)	(\$225,870)	(\$225,870)	(\$225,870)	(\$225,870)	(\$225,870)	(\$225,870)	(\$225,870)	(\$225,870)	(\$225,870)	(\$225,870)	(\$225,870)	(\$225,870)
Travel & Entertainment	(\$2,235)	(\$2,235)	(\$2,235)	(\$2,235)	(\$2,235)	(\$2,235)	(\$2,235)	(\$2,235)	(\$2,235)	(\$2,235)	(\$2,235)	(\$2,235)	(\$2,235)	(\$2,235)
Health & Safety	(\$993)	(\$993)	(\$993)	(\$993)	(\$993)	(\$993)	(\$993)	(\$993)	(\$993)	(\$993)	(\$993)	(\$993)	(\$993)	(\$993)
TSA	-	-	-	-	-	-	-	-	-	-	-	-	-	-
IT Hosting & ITAR Compliance	(\$6,250)	(\$6,250)	(\$6,250)	(\$6,250)	(\$6,250)	(\$6,250)	(\$6,250)	(\$6,250)	(\$6,250)	(\$6,250)	(\$6,250)	(\$6,250)	(\$6,250)	(\$6,250)
Total Overhead Costs	(\$13,702)	(\$238,372)	(\$238,372)	(\$238,372)	(\$238,372)	(\$13,702)	(\$13,702)	(\$13,702)	(\$13,702)	(\$13,702)	(\$238,372)	(\$238,372)	(\$238,372)	(\$13,702)
Capex	(\$23,000)	(\$23,000)	(\$23,000)	(\$23,000)	(\$23,000)	(\$23,000)	(\$23,000)	(\$23,000)	(\$23,000)	(\$23,000)	(\$23,000)	(\$23,000)	(\$23,000)	(\$23,000)
Total Known One-Offs	(\$16,000)	(\$16,000)	(\$16,000)	(\$16,000)	(\$16,000)	(\$16,000)	(\$16,000)	(\$16,000)	(\$16,000)	(\$16,000)	(\$16,000)	(\$16,000)	(\$16,000)	(\$16,000)
Restructuring & Professional Fees:														
Est. Restructuring/Wind-Down Reserve	-	-	-	-	-	-	-	-	-	-	-	-	-	-
Consulting/Professional Fees	(\$16,000)	(\$16,000)	(\$16,000)	(\$16,000)	(\$16,000)	(\$16,000)	(\$16,000)	(\$16,000)	(\$16,000)	(\$16,000)	(\$16,000)	(\$16,000)	(\$16,000)	(\$16,000)
Legal Fees	(\$16,000)	(\$16,000)	(\$16,000)	(\$16,000)	(\$16,000)	(\$16,000)	(\$16,000)	(\$16,000)	(\$16,000)	(\$16,000)	(\$16,000)	(\$16,000)	(\$16,000)	(\$16,000)
Total Restructuring & Professional Fees	(\$32,000)	(\$32,000)	(\$32,000)	(\$32,000)	(\$32,000)	(\$32,000)	(\$32,000)	(\$32,000)	(\$32,000)	(\$32,000)	(\$32,000)	(\$32,000)	(\$32,000)	(\$32,000)
Other	(\$16,000)	(\$16,000)	(\$16,000)	(\$16,000)	(\$16,000)	(\$16,000)	(\$16,000)	(\$16,000)	(\$16,000)	(\$16,000)	(\$16,000)	(\$16,000)	(\$16,000)	(\$16,000)
Debt Payments:														
None	(\$16,000)	(\$16,000)	(\$16,000)	(\$16,000)	(\$16,000)	(\$16,000)	(\$16,000)	(\$16,000)	(\$16,000)	(\$16,000)	(\$16,000)	(\$16,000)	(\$16,000)	(\$16,000)
Total Debt Payments	(\$16,000)	(\$16,000)	(\$16,000)	(\$16,000)	(\$16,000)	(\$16,000)	(\$16,000)	(\$16,000)	(\$16,000)	(\$16,000)	(\$16,000)	(\$16,000)	(\$16,000)	(\$16,000)
Total Outflows	(\$641,302)	(\$314,141)	(\$314,141)	(\$314,141)	(\$314,141)	(\$581,827)	(\$581,827)	(\$581,827)	(\$581,827)	(\$581,827)	(\$994,357)	(\$994,357)	(\$994,357)	(\$840,368)
Net Cash Flow	(\$6,847)	(\$6,847)	(\$6,847)	(\$6,847)	(\$6,847)	(\$6,847)	(\$6,847)	(\$6,847)	(\$6,847)	(\$6,847)	(\$6,847)	(\$6,847)	(\$6,847)	(\$6,847)
Cumulative Net Cash Flow	(\$6,847)	(\$13,694)	(\$20,541)	(\$27,388)	(\$34,235)	(\$41,082)	(\$47,929)	(\$54,776)	(\$61,623)	(\$68,470)	(\$75,317)	(\$82,164)	(\$89,011)	(\$95,858)
Beginning Cash	(\$6,948)	(\$3,907,014)	(\$4,234,877)	(\$4,568,740)	(\$4,902,603)	(\$5,236,466)	(\$5,570,329)	(\$5,904,192)	(\$6,238,055)	(\$6,571,918)	(\$6,905,781)	(\$7,239,644)	(\$7,573,507)	(\$7,907,370)
Change in Cash	(\$6,948)	(\$3,907,014)	(\$4,234,877)	(\$4,568,740)	(\$4,902,603)	(\$5,236,466)	(\$5,570,329)	(\$5,904,192)	(\$6,238,055)	(\$6,571,918)	(\$6,905,781)	(\$7,239,644)	(\$7,573,507)	(\$7,907,370)
Ending Cash	(\$13,896)	(\$4,234,877)	(\$4,568,740)	(\$4,902,603)	(\$5,236,466)	(\$5,570,329)	(\$5,904,192)	(\$6,238,055)	(\$6,571,918)	(\$6,905,781)	(\$7,239,644)	(\$7,573,507)	(\$7,907,370)	(\$8,244,240)

As of 7/13/22	Forecast	Forecast	Forecast	Forecast	Forecast	Forecast	Forecast	Forecast	Forecast	Forecast	Forecast	Forecast
	8/1/2023	8/15/2023	8/18/2023	9/1/2023	9/15/2023	9/22/2023	9/29/2023	10/6/2023	10/13/2023	10/20/2023	10/27/2023	11/3/2023
Sales	\$820,659	\$820,659	\$820,659	\$820,659	\$592,778	\$592,778	\$592,778	\$525,295	\$525,295	\$525,295	\$525,295	\$379,016
Collections:												
Existing AR	\$0	\$0	\$0	\$0	\$0	\$0	\$0	\$0	\$0	\$0	\$0	\$0
New AR	\$595,133	\$595,133	\$595,133	\$1,038,159	\$1,038,159	\$1,038,159	\$1,038,159	\$387,514	\$387,514	\$387,514	\$387,514	\$387,514
Uncollectible/Credited	(\$29,757)	(\$29,757)	(\$29,757)	(\$51,908)	(\$51,908)	(\$51,908)	(\$51,908)	(\$19,376)	(\$19,376)	(\$19,376)	(\$19,376)	(\$19,376)
Total Inflows	\$565,376	\$565,376	\$565,376	\$986,251	\$986,251	\$986,251	\$986,251	\$368,139	\$368,139	\$368,139	\$368,139	\$368,139
Production:												
Materials & Outside Processed Parts	(\$238,301)	(\$238,301)	(\$238,301)	(\$297,876)	(\$297,876)	(\$297,876)	(\$297,876)	(\$238,301)	(\$238,301)	(\$238,301)	(\$238,301)	(\$238,301)
Utilities	(\$192,000)	(\$192,000)	(\$192,000)	(\$192,000)	(\$192,000)	(\$192,000)	(\$192,000)	(\$192,000)	(\$192,000)	(\$192,000)	(\$192,000)	(\$192,000)
Property Taxes												
Equipment Taxes												
Consumables	(\$43,750)	(\$43,750)	(\$43,750)	(\$43,750)	(\$43,750)	(\$43,750)	(\$43,750)	(\$43,750)	(\$43,750)	(\$43,750)	(\$43,750)	(\$43,750)
Repairs & Maintenance	(\$30,000)	(\$30,000)	(\$30,000)	(\$30,000)	(\$30,000)	(\$30,000)	(\$30,000)	(\$30,000)	(\$30,000)	(\$30,000)	(\$30,000)	(\$30,000)
Equipment Rental	(\$19,866)	(\$19,866)	(\$19,866)	(\$19,866)	(\$19,866)	(\$19,866)	(\$19,866)	(\$19,866)	(\$19,866)	(\$19,866)	(\$19,866)	(\$19,866)
Training	(\$3,311)	(\$3,311)	(\$3,311)	(\$3,311)	(\$3,311)	(\$3,311)	(\$3,311)	(\$3,311)	(\$3,311)	(\$3,311)	(\$3,311)	(\$3,311)
Waste Control & Management	(\$43,849)	(\$43,849)	(\$43,849)	(\$43,849)	(\$43,849)	(\$43,849)	(\$43,849)	(\$43,849)	(\$43,849)	(\$43,849)	(\$43,849)	(\$43,849)
Freight	(\$12,315)	(\$12,315)	(\$12,315)	(\$12,315)	(\$12,315)	(\$12,315)	(\$12,315)	(\$12,315)	(\$12,315)	(\$12,315)	(\$12,315)	(\$12,315)
Miscellaneous	(\$4,384)	(\$4,384)	(\$4,384)	(\$4,384)	(\$4,384)	(\$4,384)	(\$4,384)	(\$4,384)	(\$4,384)	(\$4,384)	(\$4,384)	(\$4,384)
Total Production Costs	(\$524,062)	(\$524,062)	(\$524,062)	(\$451,637)	(\$451,637)	(\$451,637)	(\$455,352)	(\$391,637)	(\$391,637)	(\$391,637)	(\$395,777)	(\$524,062)
Labor Costs:												
Pay	(\$84,946)	(\$84,946)	(\$84,946)	(\$84,946)	(\$84,946)	(\$84,946)	(\$84,946)	(\$84,946)	(\$84,946)	(\$84,946)	(\$84,946)	(\$84,946)
Benefits, 401k and Admin Costs	(\$4,898)	(\$4,898)	(\$4,898)	(\$4,898)	(\$4,898)	(\$4,898)	(\$4,898)	(\$4,898)	(\$4,898)	(\$4,898)	(\$4,898)	(\$4,898)
Temps	(\$43,505)	(\$43,505)	(\$43,505)	(\$43,505)	(\$43,505)	(\$43,505)	(\$43,505)	(\$43,505)	(\$43,505)	(\$43,505)	(\$43,505)	(\$43,505)
One-Off/True-Up												
Total Labor Costs	(\$133,348)	(\$133,348)	(\$133,348)	(\$133,348)	(\$133,348)	(\$133,348)	(\$133,348)	(\$133,348)	(\$133,348)	(\$133,348)	(\$133,348)	(\$133,348)
Overhead:												
Insurance	(\$67,000)	(\$67,000)	(\$67,000)	(\$67,000)	(\$67,000)	(\$67,000)	(\$67,000)	(\$67,000)	(\$67,000)	(\$67,000)	(\$67,000)	(\$67,000)
Office Expenses	(\$3,024)	(\$3,024)	(\$3,024)	(\$3,024)	(\$3,024)	(\$3,024)	(\$3,024)	(\$3,024)	(\$3,024)	(\$3,024)	(\$3,024)	(\$3,024)
Dues & Subscriptions												
Rent/Lease	(\$225,870)	(\$225,870)	(\$225,870)	(\$225,870)	(\$225,870)	(\$225,870)	(\$225,870)	(\$225,870)	(\$225,870)	(\$225,870)	(\$225,870)	(\$225,870)
Travel & Entertainment	(\$2,235)	(\$2,235)	(\$2,235)	(\$2,235)	(\$2,235)	(\$2,235)	(\$2,235)	(\$2,235)	(\$2,235)	(\$2,235)	(\$2,235)	(\$2,235)
Health & Safety	(\$993)	(\$993)	(\$993)	(\$993)	(\$993)	(\$993)	(\$993)	(\$993)	(\$993)	(\$993)	(\$993)	(\$993)
TSA												
IT Hosting & ITAR Compliance	(\$6,250)	(\$6,250)	(\$6,250)	(\$6,250)	(\$6,250)	(\$6,250)	(\$6,250)	(\$6,250)	(\$6,250)	(\$6,250)	(\$6,250)	(\$6,250)
Total Overhead Costs	(\$238,372)	(\$238,372)	(\$238,372)	(\$238,372)	(\$238,372)	(\$238,372)	(\$238,372)	(\$238,372)	(\$238,372)	(\$238,372)	(\$238,372)	(\$238,372)
Capex	(\$23,000)	(\$23,000)	(\$23,000)	(\$23,000)	(\$23,000)	(\$23,000)	(\$23,000)	(\$23,000)	(\$23,000)	(\$23,000)	(\$23,000)	(\$23,000)
Total Known One-Offs												
Restructuring & Professional Fees:												
Est. Restructuring/Wind-Down Reserve	(\$16,000)	(\$16,000)	(\$16,000)	(\$16,000)	(\$16,000)	(\$16,000)	(\$16,000)	(\$16,000)	(\$16,000)	(\$16,000)	(\$16,000)	(\$16,000)
Consulting/Professional Fees												
Legal Fees												
Total Restructuring & Professional Fees	(\$16,000)	(\$16,000)	(\$16,000)	(\$16,000)	(\$16,000)	(\$16,000)	(\$16,000)	(\$16,000)	(\$16,000)	(\$16,000)	(\$16,000)	(\$16,000)
Other												
Debt Payments:												
None												
Total Debt Payments												
Total Outflows	(\$934,372)	(\$915,345)	(\$916,912)	(\$788,186)	(\$934,782)	(\$1,034,920)	(\$641,402)	(\$1,404,215)	(\$583,912)	(\$723,271)	(\$581,827)	(\$1,266,215)
Net Cash Flow	(\$369,406)	(\$349,969)	(\$48,464)	(\$369,406)	(\$409,764)	(\$203,404)	\$344,849	(\$1,036,076)	(\$215,773)	(\$355,133)	(\$213,688)	(\$898,076)
Cumulative Net Cash Flow	(\$783,401)	(\$1,133,370)	(\$1,181,834)	(\$1,551,240)	(\$1,961,004)	(\$2,164,408)	(\$1,816,159)	(\$2,852,235)	(\$3,068,008)	(\$3,423,141)	(\$3,636,829)	(\$4,534,905)
Beginning Cash	(\$4,442,794)	(\$4,812,199)	(\$5,162,168)	(\$5,113,704)	(\$5,754,589)	(\$5,705,820)	(\$5,141,421)	(\$4,796,573)	(\$5,832,649)	(\$6,048,422)	(\$6,403,554)	(\$6,617,243)
Change in Cash	(\$369,406)	(\$349,969)	(\$48,464)	(\$369,406)	(\$409,764)	(\$203,404)	\$344,849	(\$1,036,076)	(\$215,773)	(\$355,133)	(\$213,688)	(\$898,076)
Ending Cash	(\$4,812,199)	(\$5,162,168)	(\$5,336,514)	(\$5,754,589)	(\$6,164,353)	(\$6,369,224)	(\$5,816,572)	(\$7,402,649)	(\$7,618,422)	(\$7,973,555)	(\$8,187,243)	(\$9,085,319)

As of 7/13/22	Forecast	Forecast	Forecast	Forecast	Forecast	Forecast	Forecast	Forecast	Forecast
	11/10/2023	11/17/2023	11/24/2023	12/1/2023	12/8/2023	12/15/2023	12/22/2023	12/29/2023	1/7/2024
Sales	\$379,016	\$379,016	\$379,016	\$379,016	\$351,053	\$351,053	\$351,053	\$351,053	\$351,053
Collections:									
Existing AR	\$0	\$0	\$0	\$0	\$0	\$0	\$0	\$0	\$0
New AR	\$528,378	\$528,378	\$528,378	\$528,378	\$639,764	\$639,764	\$639,764	\$639,764	\$639,764
Uncollectible/Credited	(\$26,419)	(\$26,419)	(\$26,419)	(\$26,419)	(\$31,988)	(\$31,988)	(\$31,988)	(\$31,988)	(\$31,988)
Total Inflows	\$501,959	\$501,959	\$501,959	\$501,959	\$607,776	\$607,776	\$607,776	\$607,776	\$607,776
Production:									
Materials & Outside Processed Parts	(\$297,876)	(\$297,876)	(\$297,876)	(\$297,876)	(\$297,876)	(\$297,876)	(\$297,876)	(\$297,876)	(\$297,876)
Utilities	-	-	-	(\$192,000)	-	-	-	-	-
Property Taxes	-	-	-	-	-	-	-	-	-
Equipment Taxes	-	-	-	-	-	-	-	-	-
Consumables	(\$43,750)	(\$43,750)	(\$43,750)	(\$43,750)	(\$43,750)	(\$43,750)	(\$43,750)	(\$43,750)	(\$43,750)
Repairs & Maintenance	(\$30,000)	(\$30,000)	(\$30,000)	(\$30,000)	(\$30,000)	(\$30,000)	(\$30,000)	(\$30,000)	(\$30,000)
Equipment Rental	-	(\$19,866)	-	-	-	-	-	(\$19,866)	-
Training	(\$3,311)	(\$3,311)	(\$3,311)	(\$3,311)	(\$3,311)	(\$3,311)	(\$3,311)	(\$3,311)	(\$3,311)
Waste Control & Management	-	(\$43,849)	-	-	-	-	-	(\$43,849)	-
Freight	(\$12,315)	(\$12,315)	(\$12,315)	(\$12,315)	(\$12,315)	(\$12,315)	(\$12,315)	(\$12,315)	(\$12,315)
Miscellaneous	(\$4,384)	(\$4,384)	(\$4,384)	(\$4,384)	(\$4,384)	(\$4,384)	(\$4,384)	(\$4,384)	(\$4,384)
Total Production Costs	(\$391,637)	(\$391,637)	(\$391,637)	(\$391,637)	(\$391,637)	(\$391,637)	(\$391,637)	(\$391,637)	(\$455,352)
Labor Costs:									
Pay	(\$84,946)	(\$84,946)	(\$84,946)	(\$84,946)	(\$84,946)	(\$84,946)	(\$84,946)	(\$84,946)	(\$84,946)
Benefits, 401k and Admin Costs	(\$4,898)	(\$4,898)	(\$4,898)	(\$4,898)	(\$4,898)	(\$4,898)	(\$4,898)	(\$4,898)	(\$4,898)
Temps	(\$43,505)	(\$43,505)	(\$43,505)	(\$43,505)	(\$43,505)	(\$43,505)	(\$43,505)	(\$43,505)	(\$43,505)
One-Off/True-Up	-	-	-	-	-	-	-	-	-
Total Labor Costs	(\$133,348)	(\$133,348)	(\$133,348)	(\$133,348)	(\$133,348)	(\$133,348)	(\$133,348)	(\$133,348)	(\$133,348)
Overhead:									
Insurance	(\$67,000)	-	-	(\$67,000)	-	-	-	-	-
Office Expenses	(\$3,024)	(\$3,024)	(\$3,024)	(\$3,024)	(\$3,024)	(\$3,024)	(\$3,024)	(\$3,024)	(\$3,024)
Dues & Subscriptions	-	(\$1,200)	-	-	-	-	-	-	(\$1,200)
Rent/Lease	-	-	(\$225,870)	-	-	-	-	-	-
Travel & Entertainment	(\$2,235)	(\$2,235)	(\$2,235)	(\$2,235)	(\$2,235)	(\$2,235)	(\$2,235)	(\$2,235)	(\$2,235)
Health & Safety	(\$993)	(\$993)	(\$993)	(\$993)	(\$993)	(\$993)	(\$993)	(\$993)	(\$993)
TSA	-	-	-	-	-	-	-	-	-
IT Hosting & ITR Compliance	(\$6,250)	(\$6,250)	(\$6,250)	(\$6,250)	(\$6,250)	(\$6,250)	(\$6,250)	(\$6,250)	(\$6,250)
Total Overhead Costs	(\$79,502)	(\$12,502)	(\$13,702)	(\$236,372)	(\$79,502)	(\$12,502)	(\$12,502)	(\$12,502)	(\$13,702)
Capex	(\$23,000)	(\$23,000)	(\$23,000)	(\$23,000)	(\$23,000)	(\$23,000)	(\$23,000)	(\$23,000)	(\$23,000)
Total Known One-Offs	-	-	-	-	-	-	-	-	-
Restructuring & Professional Fees:									
Est. Restructuring/Wind-Down Reserve	(\$16,000)	(\$16,000)	(\$16,000)	(\$16,000)	(\$16,000)	(\$16,000)	(\$16,000)	(\$16,000)	(\$16,000)
Consulting/Professional Fees	-	-	-	-	-	-	-	-	-
Legal Fees	-	-	-	-	-	-	-	-	-
Total Restructuring & Professional Fees	(\$16,000)	(\$16,000)	(\$16,000)	(\$16,000)	(\$16,000)	(\$16,000)	(\$16,000)	(\$16,000)	(\$16,000)
Other	-	-	-	-	-	-	-	-	-
Debt Payments:									
None	-	-	-	-	-	-	-	-	-
Total Debt Payments	-	-	-	-	-	-	-	-	-
Total Outflows	(\$643,837)	(\$782,846)	(\$641,402)	(\$1,325,790)	(\$643,487)	(\$782,846)	(\$576,487)	(\$972,835)	(\$972,835)
Net Cash Flow	(\$141,528)	(\$280,888)	(\$139,444)	(\$823,831)	(\$35,711)	(\$175,070)	\$31,289	(\$365,059)	(\$365,059)
Cumulative Net Cash Flow	(\$10,878,709)	(\$10,859,637)	(\$10,999,080)	(\$11,822,912)	(\$11,858,623)	(\$12,033,693)	(\$12,002,405)	(\$12,367,464)	(\$12,367,464)
Beginning Cash	(\$7,515,319)	(\$7,656,847)	(\$7,937,735)	(\$8,077,179)	(\$8,901,010)	(\$8,936,721)	(\$9,111,792)	(\$9,080,503)	(\$9,080,503)
Change in Cash	(\$141,528)	(\$280,888)	(\$139,444)	(\$823,831)	(\$35,711)	(\$175,070)	\$31,289	(\$365,059)	(\$365,059)
Ending Cash	(\$7,656,847)	(\$7,937,735)	(\$8,077,179)	(\$8,901,010)	(\$8,936,721)	(\$9,111,792)	(\$9,080,503)	(\$9,445,562)	(\$9,445,562)



B2030 (Form 2030) (12/15)

United States Bankruptcy Court

_____ District Of Delaware _____

In re ASTECH Engineered Products, Inc.

Case No. _____

Debtor

Chapter 11 _____

DISCLOSURE OF COMPENSATION OF ATTORNEY FOR DEBTOR

- Pursuant to 11 U.S.C. § 329(a) and Fed. Bankr. P. 2016(b), I certify that I am the attorney for the above named debtor(s) and that compensation paid to me within one year before the filing of the petition in bankruptcy, or agreed to be paid to me, for services rendered or to be rendered on behalf of the debtor(s) in contemplation of or in connection with the bankruptcy case is as follows:

For legal services, I have agreed to accept \$ Compensation at hourly rates

Prior to the filing of this statement I have received \$ 162,099.30, \$95,000 of which is held as a retainer

Balance Due \$ Hourly

- The source of the compensation paid to me was:

Debtor Other (specify)

- The source of compensation to be paid to me is:

Debtor Other (specify)

- I have not agreed to share the above-disclosed compensation with any other person unless they are members and associates of my law firm.

I have agreed to share the above-disclosed compensation with a other person or persons who are not members or associates of my law firm. A copy of the agreement, together with a list of the names of the people sharing in the compensation, is attached.

- In return for the above-disclosed fee, I have agreed to render legal service for all aspects of the bankruptcy case, including:
 - Analysis of the debtor's financial situation, and rendering advice to the debtor in determining whether to file a petition in bankruptcy;
 - Preparation and filing of any petition, schedules, statements of affairs and plan which may be required;
 - Representation of the debtor at the meeting of creditors and confirmation hearing, and any adjourned hearings thereof;

B2030 (Form 2030) (12/15)

- d. Representation of the debtor in adversary proceedings and other contested bankruptcy matters;
- e. [Other provisions as needed]

Assisting in preparing all motions, applications, orders, reports, and papers necessary or desirable to a case under the Bankruptcy Code;

Taking all necessary actions to protect and preserve the bankruptcy estate of ASTECH, including the prosecution of actions on ASTECH's behalf, the defense of any actions commenced against ASTECH, the negotiation of disputes in which ASTECH is involved, and the preparation of objections to claims filed against the ASTECH's estate;

Prosecuting on behalf of ASTECH any proposed plan and seeking approval of all transactions contemplated therein and in any amendments thereto; and

Performing all necessary legal services in connection with the prosecution of this Chapter 11 case.

- 6. By agreement with the debtor(s), the above-disclosed fee does not include the following services:

CERTIFICATION

I certify that the foregoing is a complete statement of any agreement or arrangement for payment to me for representation of the debtor(s) in this bankruptcy proceeding.

7/15/2022
Date

/s/ Matthew E. Wilkins
Signature of Attorney

Brooks Wilkins Sharkey & Turco PLLC
Name of law firm

B2030 (Form 2030) (12/15)

**United States Bankruptcy Court
District of Delaware**

In re ASTECH Engineered Products, Inc.

Debtor(s)

Case No.

Chapter 11

DISCLOSURE OF COMPENSATION OF ATTORNEY FOR DEBTOR(S)

1. Pursuant to 11 U.S.C. § 329(a) and Fed. Bankr. P. 2016(b), I certify that I am the attorney for the above named debtor(s) and that compensation paid to me within one year before the filing of the petition in bankruptcy, or agreed to be paid to me, for services rendered or to be rendered on behalf of the debtor(s) in contemplation of or in connection with the bankruptcy case is as follows:

For legal services, I have agreed to accept	\$	<u>25,000.00</u>
Prior to the filing of this statement I have received	\$	<u>25,000.00</u>
Balance Due	\$	<u>0.00</u>

2. The source of the compensation paid to me was:

Debtor Other (specify):

3. The source of compensation to be paid to me is:

Debtor Other (specify):

4. I have not agreed to share the above-disclosed compensation with any other person unless they are members and associates of my law firm.

I have agreed to share the above-disclosed compensation with a person or persons who are not members or associates of my law firm. A copy of the agreement, together with a list of the names of the people sharing in the compensation is attached.

5. In return for the above-disclosed fee, I have agreed to render legal service for all aspects of the bankruptcy case, including:

a. [Other provisions as needed]

The Debtor has paid Cozen O'Connor a retainer of \$25,000 in connection with this case. Cozen O'Connor will submit periodic fee applications pursuant to the U.S. Bankruptcy Code, Federal Rules of Bankruptcy Procedure, Local Bankruptcy Rules, and any Orders entered by the Court in this case. Cozen O'Connor will serve as additional bankruptcy counsel in Delaware, to Debtor's Michigan counsel, Brooks Wilkins Sharkey & Turco PLLC ("BWST"). Cozen O'Connor will work closely with BWST attorneys to advise on all aspects of the Debtor's bankruptcy filing, as requested, including compliance with all practices, procedures and local rules applicable to a Subchapter V bankruptcy filing in the Delaware bankruptcy courts.

6. By agreement with the debtor(s), the above-disclosed fee does not include the following service:

CERTIFICATION

I certify that the foregoing is a complete statement of any agreement or arrangement for payment to me for representation of the debtor(s) in this bankruptcy proceeding.

July 15, 2022

Date

/s/ Thomas M. Horan

Thomas M. Horan (4641)

Signature of Attorney

Cozen O'Connor

1201 North Market Street, Suite 1001

Wilmington, DE 19801

(302) 295-2045 Fax: (302) 295-2013

thoran@cozen.com

Name of law firm