

Drive Devilbiss Healthcare Limited

Annual report and financial statements
Registered number 04301005
For the year ended 31 December 2022



Contents

	Page
Company Information	1
Strategic Report	2
Directors' Report	7
Statement of Directors' Responsibilities	11
Report of the Independent Auditor	12
Consolidated Profit and Loss Account	16
Consolidated Balance Sheet	17
Company Balance Sheet	18
Consolidated Statement of Changes in Equity	19
Company Statement of Changes in Equity	20
Consolidated Cash Flow Statement	21
Notes to the Financial Statements	22

Company Information

Directors

R J McGleenan
T Newby
M Thompson
S C R Adams
G T Turner (resigned 31 August 2022)
G Abrahams
G Hartley
J Schwarz (resigned 31 March 2022)

Secretary

S C R Adams

Registered Office

Sidhil Business Park
Holmfield
Halifax
West Yorkshire
HX2 9TN

Registered Number

04301005

Independent Auditor

Ernst & Young LLP
1 Bridgewater Place
Water Lane
Leeds
West Yorkshire
LS11 5QR

Bankers

National Westminster Bank plc
Strand Branch
PO Box 414
38 Strand
London
WC2H 5JB

Lloyds Bank plc
1 Bridgewater Place
Water Lane
Leeds
LS11 5QR

HSBC Bank plc
Yorkshire Corporate Banking Centre
4th Floor City Point
29 King Street
Leeds
LS1 2HL

Strategic Report

The Directors present their Strategic Report on the Group and Company for the year ended 31 December 2022.

Review of the Business and Future Developments

The group made an operating loss of £562,000 (2021: loss £308,000) before exceptional costs. There was an additional loss of £958,000 (2021: £180,000) relating to exceptional costs. These additional costs relate to the following items:

Exceptional costs	2022	2021
	£'000	£'000
Employee related costs	721	-
Restructuring costs	161	467
Product recall provisions	-	(50)
Covid related costs	-	3
Legal costs/(write back)	46	(373)
Other	<u>30</u>	<u>133</u>
	<u>958</u>	<u>180</u>

The Group results for the year and financial position of the Group and Company are as shown in the annexed Financial Statements. Turnover for the year ended 31 December 2022 has seen a 6.0% increase over 2021. A proportion of which was driven by increased supply chain costs some of which have been passed on to customers, as well as demand catch up from disruption seen in the latter part of 2021. The impact of increased turnover and cost control enabled the business to increase gross margin percentage from 28.9% in 2021 to 31.1% in 2022. At an operating loss level, against 2021, operating losses (before exceptional items) have slightly widened to £562,000 (2021: £308,000), however much of this was driven by a £2,337,000 swing in forward foreign exchange contracts which saw a fair value gain on hedges in 2021 turn to a loss in 2022. Overheads in administration and distribution saw a 11.7% increase over 2021 with higher labour costs, utilities and distribution being the key drivers.

The Group and Company continues to seek to increase market share in the future across all sectors in which the business currently operates. The Directors will continue to assess growth opportunities in the future, both organically and by further acquisition.

Business Monitoring/KPIs

The Group and Company operate a range of KPI's to monitor the health of the business. The main KPIs that are considered relevant to the Group are:

	2022	2021
	£'000	£'000
Turnover	109,609	103,375
EBITDA (excluding exceptional items and other gains and losses)	7,155	5,753
EBITDA % (excluding exceptional items and other gains and losses)	6.5%	5.6%
Gross margin %	31.1%	28.9%
Stock Levels	16,941	20,199

The measure of EBITDA (excluding exceptional items and other gains and losses) is in line with internal management KPI's. The element referred to as gains and losses relates primarily to foreign exchange movements. Stock levels have decreased by 16.1% against 2021 as products have been sold through after the high 2021 inventory levels which were caused by the disruption on global supply chains in latter 2021.

Strategic Report (continued)

Section 172 (1) Statement

The board recognises that the long-term sustainability and financial success of Drive Devilbiss Healthcare Limited ('the Group') is dependent upon the maintenance and sustainability of the business' relationship with its key stakeholders. The Directors are fully aware of their responsibilities to promote the success of the Group in accordance with section 172 of the Companies Act 2006 and are keen to reflect this in their consideration of their relationship with stakeholders.

The UK Board comprises of a Managing Director, Financial Director, Commercial Director, Operations and Purchasing Director, Service and Customer experience Director and Product Development Director. The UK Executive committee comprises the UK board plus the Head of Human Resources a manufacturing Director and a R&D/Marketing Director.

The UK Executive committee meets regularly through a series of planned monthly and weekly meetings, many of which also include the wider Senior Management team that covers areas of operations, people, health and safety, sales and financial performance. The feedback from these meetings is shared with the International board which sits above the UK entity and comprises International leaders and the CEO and CFO of the intermediate US parent company (Medical Depot Holdings, Inc).

As part of their decision making processes the Directors review and consider the impact of their actions and decisions upon the Group's stakeholders. The Group has identified those key stakeholders as being investors, employees, suppliers and customers.

Investors

The Group comprises the businesses described in the consolidated financial statements and notes to the accounts. The ultimate parent company is CD&R Reign Topco Inc a company that is registered in the United States. They are a key provider of capital funding and as a wholly owned subsidiary the Group is required to deliver a return on their investment. The Group ensures regular communication with its ultimate parent company through:

- Annual financial targets and regular in year reforecasts are produced and signed off by both the Group and the ultimate parent company;
- Regular meetings between the ultimate parent company and the Group Directors and Senior Management to share and discuss monthly and quarterly performance against annual targets and subsequent reforecasts;
- The ultimate parent company is engaged with for any significant investment or structural changes that may occur within the Group and prior approval is required in all cases.

Employees

The Directors are very aware that a major contributor to the continued success of the business are the employees. A long-term view of the business is encouraged through the provision of a defined contribution scheme and appropriate incentive schemes, such as bonuses for senior managers, and sales commissions which reward individuals for the achievement of short-term financial targets.

Annual appraisal and objective setting is becoming imbedded in the culture of the business to focus employee efforts, ensure alignment with the business aims and identify areas for improvement in order to get the best out of employees and contribute to success.

The Group regularly engages in employee engagement surveys and intends to continue to do so during 2023 and beyond, with a view to identifying and where appropriate resolving issues that emerge. The survey is intended to provide a benchmark for continual improvement and ensure that we have the best and motivated teams in order to achieve the Group's strategic aims.

The Group also operates a confidential "whistle blower" hot line to ensure that any employee concerns over impropriety or business culture whether financial, HR related or otherwise, are tackled by the highest level of management within the company.

Strategic Report (continued)

Employees (continued)

The company also conducts regular appraisals and exit interviews, with and ensures that any issues raised to the company are acted upon appropriately.

Suppliers

The Group has a varied number of suppliers with a substantial number by value of purchases being based outside of Europe. These suppliers are fundamental to the quality of our products and offerings to our current and future customers. Carefully selected partnerships with key suppliers provide us with reliability and product quality which supports our offerings. We work closely with our chosen suppliers to ensure that we have strong product traceability, ensure sustainability and compliance with relevant UK regulations including the Modern Slavery Act. We have developed a close partnership with our key suppliers and maintain a dialogue through our dedicated procurement teams to communicate changes in strategy or activities and the use of contracts to govern conditions of supply and terms of payment. The wider Drive Devilbiss group maintains a dedicated purchasing team within the far east, who manage group wide strategic supplier relationships and group wide supplier contract negotiation.

Customers

The ultimate end users of our products and services are people in need of medical care and support or Elderly and infirmed persons who benefit from our range of mobility products. We work closely with our customer base which covers both private and public care providers, including the NHS and its supply chain, and major retailers to ensure that our products deliver the correct solution.

Customer feedback, including surveys, continues to help us measure satisfaction and aid product improvement and development. The group provides regular training programs for our customers, both in person and virtually, to ensure that products are operated effectively in the field, so that new product features can be adequately understood by nursing staff and other end users, and potential product improvements can be identified and built into our product offering. Customer satisfaction and loyalty are crucial factors to determine our financial performance and we continually look to improve this.

Our Service Division offers customers a “one stop shop” to ensure that the products, that both the group supplies, and our competitors’ products which we are called upon to service and repair, operate effectively. We also offer a comprehensive range of equipment rental offerings to the NHS and medical care providers, to ensure that they are able to accommodate patients at times of peak demand.

- Our customers are essential to the delivery of our products and Services.
- Building and maintaining robust relationships and maintaining an appropriate level of communication with customers ensures that:
 - They receive the support, information, product and services they require to maintain their own success
 - They are listened to and their current and future needs are actioned
 - There is a formal feedback process in place

Strategic Report (continued)

Principal Risks and Uncertainties

Other Principal Risks and Uncertainties

The management of the business and the execution of the Group's and Company's strategy are subject to a number of risks. The key business risks affecting the Group and Company are set out below.

Competition

The Group and Company operate in a highly competitive market, particularly around price and product quality. This results not only in downward pressure on margins, but also in the risk that customers' expectations may not be met. In order to mitigate this risk, our sales team monitors market prices on an ongoing basis and market research is undertaken to understand our customers' expectations and whether their needs are being met.

Employees

The Group's and Company's performance depends largely on its management and staff. The resignation of key individuals and the inability to recruit people with the right experience and skills could adversely impact the results. To mitigate these issues, the Group and Company has introduced competitive remuneration packages and bonus schemes linked to results that are designed to retain key individuals.

Supply Chain

Given the Group's and Company's focus on product availability, products are sourced both nationally and internationally. At an international level, the Group and Company are exposed to potential supply chain disruptions due to delays/losses of stock in transit. In addition, the Group and Company is exposed to changing carriage-in costs due to the control of the shipping companies over containers arriving into the United Kingdom, together with fuel surcharges imposed on rail and road transport between the port and our warehouses. The Group and Company mitigates this risk through effective supplier selection and procurement practices, supplemented by appropriate insurance cover.

Financial Risk Management

The Group's and Company's operations expose it to a variety of financial risks that include the effect of changes in foreign currency exchange rates, credit risk, liquidity risk and interest rate risk. The Group and Company has a risk management programme in place that seeks to limit the potential adverse effects of these risks on financial performance as far as possible. The Group and Company has secured borrowings from the Royal Bank of Scotland plc, Lloyds Bank plc, and from group undertakings. The external borrowings are conditional on adherence to the financial covenants under the loan agreements. The Group and Company therefore need to trade within the terms of the loan agreements and the ability to expand in the future both organically and via acquisition will depend, in part, on the availability of additional finance on terms acceptable to the Group and Company. During the 2018 year the Company entered into an agreement with ING Luxembourg SA to sell certain trade receivables on a without recourse basis and this agreement remains in place.

The Group's and Company's financial statements include derivative financial instruments, the purpose of which is to manage currency risks arising from trading activities. Derivative transactions into which the Group and Company enters are mainly forward exchange contracts.

Strategic Report (continued)

Other Principal Risks and Uncertainties (continued)

Foreign Exchange Risk


The Group and Company undertake sale and purchase transactions denominated in foreign currencies and is principally exposed to movements in US dollars and the Euro. Whilst these currencies are reasonably stable the current uncertainties in both the UK and Global economic environment principally from uncertainties surrounding the ongoing pandemic and subsequent war in Ukraine mean that the risk is managed wherever possible by maintaining bank accounts denominated in those currencies and through entering into currency option agreements in order to protect gross margins.

Credit Risk

The Group and Company have implemented policies that require appropriate credit checks on potential customers before sales are made. The Group and Company actively monitor and chase all outstanding receivables and accounts are stopped or suspended, where necessary, in order to limit the risk of non-payment.

Credit insurance is obtained for the largest customer accounts and on other accounts where considered appropriate.

By order of the Board

DocuSigned by:

A592BBC8A7F64FF...

S C R Adams
Director

31 July 2023

Directors' Report

The Directors present their report and the audited Financial Statements of the Group and Company for the year ended 31 December 2022.

Principal Activity

The principal activity of the Group and Company in the year under review was that of manufacturer, wholesaler and distributor of mobility aids and healthcare equipment to both the UK domestic and export markets. Certain information required by the Companies Act 2006 relating to the information to be provided in the Report of the Directors is set out in the Strategic Report and includes: future developments and principal risks and uncertainties.

Results and Dividends

The loss for the year before taxation amounted to a loss of £3,116,000 (2021: loss £1,888,000). The taxation credit was £3,000 (2021 charge: £431,000) leaving a loss after taxation of £3,113,000 (2021: loss £2,319,000). The Directors do not recommend the payment of a dividend.

Directors

The Directors who held office during the year were as follows:

R J McGleenan
G Abrahams
T Newby
G Hartley
S C R Adams
M Thompson
J Schwarz (resigned 31 March 2022)
GT Turner (resigned 31 August 2022)

Employees

The Company is an equal opportunities employer and considers all applicants for employment on the basis of aptitude and merit. It is Company policy that all personnel have equality of opportunity upon recruitment and during service regardless of gender, race, religion or disability and also to select and train people dependent upon their ability and the Company's requirement for particular skills.

The Company places considerable value on the involvement of all employees and has adopted the practice of keeping all employees informed on matter affecting the performance of the Company and them as employees via a series of formal, face to face monthly team briefings. The importance of training and development of employees is recognised and supported by local management and through the use of external bodies.

Employee health and safety is of paramount importance and a culture of health and safety awareness is maintained throughout the Company. The Company has an exemplary health and safety record and its efforts in this area have been publicly recognised.

SECR Reporting

The Group and Company recognises the importance of its environmental responsibilities and undertakes its operations in an environmentally sensitive manner, complying with all relevant legislative requirements. The Group and Company is committed to minimising its impact upon the environment in which it operates and the actions it has taken to reduce energy consumption and absolute emissions during this period include the increased use of video conferencing and the continuation of a hybrid (home/office) working environment where appropriate and introduction of electric vehicles in its company car offering. The Group and Company has begun investing in the updating of its commercial fleet of vehicles and is maintaining a watching brief on electric goods vehicles' range and capability to enable a shift when they become viable for the business

Directors' Report (continued)

SECR Reporting (continued)

As a result of that investment in newer vehicles whilst more miles were travelled in 2022 less emissions were seen from the fleet. The emissions and energy consumption of the group have been reported in the tables below:

Energy consumption used to calculate emissions	2022 kWh	2021 kWh
Gas (kWh)	6,094,215	6,098,854
Electricity (kWh)	3,006,122	3,063,462
Transport fuels (kWh)	6,255,172	6,771,127
Oil (kWh)	71,040	102,736
Total energy consumption	15,426,549	16,036,179

Business Carbon footprint	2022 tCO ₂ e	2021 tCO ₂ e
Emissions from the combustion of Gas	1,120	1,121
Emissions from the use of purchased electricity	1,036	1,056
Emissions from fuel for transport	1,453	1,651
Emissions from Oil	46	67
Total Emissions	3,655	3,895
Total Gross GHG Emissions per unit turnover/revenue (tCO₂e/£m)	33	38
Total Gross GHG Emissions t CO₂e by average FTE (Full Time Equivalent employees) (tCO₂e/ FTE)	6	6

Going concern

The Directors, having reviewed the forecast results and financial position of the Group and Company, are satisfied that the Group and Company have sufficient financial support and resources to continue in operation for the foreseeable future.

As part of this review the Directors have assessed the risks presented by potential economic uncertainty leading to a general market downturn and have reforecast the current 2023 position as well as looking out a period of at least twelve months from the date of approval of these financial statements. As part of the reforecast process the Directors have also assessed possible downside scenarios and identified possible mitigating factors that could be actioned if necessary.

The base case reflects:

- The impact of a limited economic downturn on the Group and Company as a result of a temporary reduction in trading due to changes in the economic landscape.

As part of the preparation of the base case position the Directors have also assessed possible downside scenarios such as a severe impact on the trading environment from economic shocks and have identified possible mitigating factors that could be actioned if necessary. This review of scenarios has included looking at reverse stress testing for the company. The reverse stress testing models a decline in performance comfortably in excess of that experienced by the Group and Company during the recent pandemic.

In December 2019 the ultimate parent company, Medical Depot Inc, forgave £69m of intercompany debt. At 31 December 2021 the remaining outstanding liability to the parent entity (as disclosed in note 15) was £21.9m (2021: £20.6m). This remaining amount is a long-term liability.

The Directors have made enquiries of the Directors of the ultimate parent company, Medical Depot Inc. ("Medical Depot"), about their ongoing support in the form of non-repayment of the remaining £21.9m (and interest on the same). Based on the confirmations received, the Directors have no reason to believe that the balance (and associated interest accruing) will be required to be repaid or recalled for a period of at least twelve months from the date of approval of these Financial Statements.

Directors' Report (continued)

Going concern (continued)

The Directors are not aware of any other circumstances that could impact on this arrangement with its parent company.

Medical Depot negotiated an extension and revision to its own credit facilities in October 2019. The revised Medical Depot credit facilities are with JPMorgan Chase Bank as the administrative agent and collateral agent and the new or extended facilities are with the Delaware Trust Company as the administrative and collateral agent. Both arrangements required the company and its subsidiaries to enter into formal guarantee agreements with the collateral agents. These formal guarantees were registered at Companies House in March 2020. These guarantees represent a contingent liability which could crystallize in the event of Medical Depot being in breach of its financial covenants on the facilities. The UK directors have made enquiries with the Directors of Medical Depot, about its forecasting of the quarterly covenant obligations for a period of at least twelve months from the date of approval of these financial statements. The directors of Medical Depot have confirmed that having revisited their forecasts they believe the covenants will be met at each quarterly measurement date and that there is sufficient headroom within the covenant calculations for downside sensitivities on the forecasts. The company directors have therefore concluded that the chances of this contingent liability crystallising within the foreseeable future are remote.

The UK Group does not require nor is it relying on any new or additional funding from Medical Depot over the assessment period. As set out in note 18 the Group and Company has its own dedicated lines of finance to meet its cashflow and working capital needs. At 31 December 2022 these UK lines of finance comprise a £1.6m term loan from Lloyds Bank Plc as well as a separate £2m revolver facility and £2m over draft facility also with Lloyds Bank Plc.

The term loan with National Westminster Bank Plc was repaid, as scheduled in November 2022, without any additional drawdown from the Lloyds Bank facility. Separate from these banking facilities the Company continues to utilize an agreement with ING Luxembourg SA to sell certain trade receivables on a without recourse basis. The forecasts have been prepared reflecting the ING Luxembourg SA inflows as working capital receipts.

Throughout the period of at least twelve months from the date of approval of these financial statements, the Group and Company is forecast to generate underlying EBITDA and be cash generative, therefore the Directors believe there is sufficient liquidity for the foreseeable future.

All Group and Company bank loans have been repaid in accordance with the loan repayment schedules and all banking covenants have been satisfied. The forecasts indicate this will continue to be the case.

Having regard to the trading and cashflow projections for the Group and Company under a number of different scenarios for at least the next twelve months, together with the financing arrangements referred to above, the Directors are satisfied that the Group and Company will be able to continue in operational existence for the foreseeable future. Therefore, they continue to adopt the going concern basis of accounting in preparing the Financial Statements

Events after the Reporting Period

There have been no other significant events after the year end.

Directors' Report (continued)

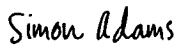
Provision of Information to Auditors

The Directors who held office at the date of approval of this Report of the Directors confirm that, so far as they are individually aware, there is no relevant audit information of which the Company's auditor is unaware; and each Director has taken all the steps they might reasonably be expected to have taken as a Director to make themselves aware of any relevant audit information and to establish that the Company's auditor is aware of that information.

Auditor

Under section 487 of the Companies Act 2006, Ernst & Young LLP will be deemed to have been reappointed as auditor 28 days after these financial statements were sent to members or 28 days after the latest date prescribed for filing the accounts with the registrar, whichever is earlier. Ernst & Young LLP has signified its willingness to continue in office as auditor.

On behalf of the Board

DocuSigned by:

A592BBC8A7F64FF...
S C R Adams
Director

31 July 2023

Statement of Directors' responsibilities in respect of the annual report and the financial statements

The Directors are responsible for preparing the Report of the Directors, the Strategic Report and the Financial Statements in accordance with applicable law and regulations.

Company law requires the Directors to prepare Financial Statements for each financial year. Under that law the Directors have elected to prepare the Group and Parent Company Financial Statements in accordance with applicable law and United Kingdom Accounting Standards (United Kingdom Generally Accepted Accounting Practice), including Financial Reporting Standard 102 'The Financial Reporting Standard applicable in the UK and Republic of Ireland' (FRS 102). Under company law the Directors must not approve the Financial Statements unless they are satisfied that they give a true and fair view of the state of affairs of the Group and Parent Company and of the profit or loss of the Group for that period. In preparing these Financial Statements, the Directors are required to:

- present information, including accounting policies, in a manner that provides relevant, reliable, comparable and understandable information;
- select suitable Accounting Policies and then apply them consistently;
- make judgments and accounting estimates that are reasonable and prudent;
- state whether applicable United Kingdom Accounting Standards, including FRS 102, have been followed, subject to any material departures disclosed and explained in the Financial Statements;
- prepare the financial statements on the going concern basis unless it is inappropriate to presume that the Company will continue in business.

The Directors are responsible for keeping adequate accounting records that are sufficient to show and explain the Company's transactions and disclose with reasonable accuracy at any time the financial position of the Group and Parent Company and enable them to ensure that the Financial Statements comply with the Companies Act 2006. They are also responsible for safeguarding the assets of the Group and Parent Company and hence for taking reasonable steps for the prevention and detection of fraud and other irregularities.

Under applicable law and regulations, the directors are also responsible for preparing a strategic report and directors' report that comply with that law and those regulations. The directors are responsible for the maintenance and integrity of the corporate and financial information included on the company's website.

INDEPENDENT AUDITOR'S REPORT TO THE MEMBERS OF DRIVE DEVILBISS HEALTHCARE LIMITED

Opinion

We have audited the financial statements of Drive Devilbiss Healthcare Limited ('the parent company') and its subsidiaries (the 'group') for the year ended 31 December 2022 which comprise the group and parent company Balance Sheets, group Statement of cash flows, the group Statement of comprehensive income, the group and parent Statement of changes in equity and the related notes 1 to 26, including a summary of significant accounting policies. The financial reporting framework that has been applied in their preparation is applicable law and United Kingdom Accounting Standards including FRS 102 "The Financial Reporting Standard applicable in the UK and Republic of Ireland" (United Kingdom Generally Accepted Accounting Practice).

In our opinion, the financial statements:

- give a true and fair view of the group's and of the parent company's affairs as at 31 December 2022 and of the group's profit loss for the year then ended;
- have been properly prepared in accordance with United Kingdom Generally Accepted Accounting Practice; and
- have been prepared in accordance with the requirements of the Companies Act 2006.

Basis for opinion

We conducted our audit in accordance with International Standards on Auditing (UK) (ISAs (UK)) and applicable law. Our responsibilities under those standards are further described in the Auditor's responsibilities for the audit of the financial statements section of our report. We are independent of the group in accordance with the ethical requirements that are relevant to our audit of the financial statements in the UK, including the FRC's Ethical Standard, and we have fulfilled our other ethical responsibilities in accordance with these requirements.

We believe that the audit evidence we have obtained is sufficient and appropriate to provide a basis for our opinion.

Conclusions relating to going concern

In auditing the financial statements, we have concluded that the directors' use of the going concern basis of accounting in the preparation of the financial statements is appropriate.

Based on the work we have performed, we have not identified any material uncertainties relating to events or conditions that, individually or collectively, may cast significant doubt on the group and parent company's ability to continue as a going concern for a period ending 31 August 2024

Our responsibilities and the responsibilities of the directors with respect to going concern are described in the relevant sections of this report. However, because not all future events or conditions can be predicted, this statement is not a guarantee as to the group's ability to continue as a going concern.

INDEPENDENT AUDITOR'S REPORT TO THE MEMBERS OF DRIVE DEVILBISS HEALTHCARE LIMITED (CONTINUED)

Other information

The other information comprises the information included in the annual report, other than the financial statements and our auditor's report thereon. The directors are responsible for the other information contained within the annual report.

Our opinion on the financial statements does not cover the other information and, except to the extent otherwise explicitly stated in this report, we do not express any form of assurance conclusion thereon.

Our responsibility is to read the other information and, in doing so, consider whether the other information is materially inconsistent with the financial statements or our knowledge obtained in the course of the audit or otherwise appears to be materially misstated. If we identify such material inconsistencies or apparent material misstatements, we are required to determine whether this gives rise to a material misstatement in the financial statements themselves. If, based on the work we have performed, we conclude that there is a material misstatement of the other information, we are required to report that fact.

We have nothing to report in this regard.

Opinions on other matters prescribed by the Companies Act 2006

In our opinion, based on the work undertaken in the course of the audit:

- the information given in the strategic report and the directors' report for the financial year for which the financial statements are prepared is consistent with the financial statements; and
- the strategic report and directors' report have been prepared in accordance with applicable legal requirements.

Matters on which we are required to report by exception

In the light of the knowledge and understanding of the group and the parent company and its environment obtained in the course of the audit, we have not identified material misstatements in the strategic report or directors' report.

We have nothing to report in respect of the following matters in relation to which the Companies Act 2006 requires us to report to you if, in our opinion:

- adequate accounting records have not been kept, or returns adequate for our audit have not been received from branches not visited by us; or
- the parent company financial statements are not in agreement with the accounting records and returns; or
- certain disclosures of directors' remuneration specified by law are not made; or
- we have not received all the information and explanations we require for our audit

Responsibilities of directors

As explained more fully in the directors' responsibilities statement set out on page 11, the directors are responsible for the preparation of the financial statements and for being satisfied that they give a true and fair view, and for such internal control as the directors determine is necessary to enable the preparation of financial statements that are free from material misstatement, whether due to fraud or error.

In preparing the financial statements, the directors are responsible for assessing the group's and the parent company's ability to continue as a going concern, disclosing, as applicable, matters related to going concern and using the going concern basis of accounting unless the directors either intend to liquidate the group or the parent company or to cease operations, or have no realistic alternative but to do so.

INDEPENDENT AUDITOR'S REPORT TO THE MEMBERS OF DRIVE DEVILBISS HEALTHCARE LIMITED (CONTINUED)

Auditor's responsibilities for the audit of the financial statements

Our objectives are to obtain reasonable assurance about whether the financial statements as a whole are free from material misstatement, whether due to fraud or error, and to issue an auditor's report that includes our opinion. Reasonable assurance is a high level of assurance, but is not a guarantee that an audit conducted in accordance with ISAs (UK) will always detect a material misstatement when it exists. Misstatements can arise from fraud or error and are considered material if, individually or in the aggregate, they could reasonably be expected to influence the economic decisions of users taken on the basis of these financial statements.

Explanation as to what extent the audit was considered capable of detecting irregularities, including fraud

Irregularities, including fraud, are instances of non-compliance with laws and regulations. We design procedures in line with our responsibilities, outlined above, to detect irregularities, including fraud. The risk of not detecting a material misstatement due to fraud is higher than the risk of not detecting one resulting from error, as fraud may involve deliberate concealment by, for example, forgery or intentional misrepresentations, or through collusion. The extent to which our procedures are capable of detecting irregularities, including fraud is detailed below. However, the primary responsibility for the prevention and detection of fraud rests with both those charged with governance of the entity and management.

Our approach was as follows:


- We obtained an understanding of the legal and regulatory frameworks that are applicable to the company and determined that the most significant are UK GAAP - FRS 102, the Companies Act 2006 and the relevant tax compliance regulations within the United Kingdom.
- We understood how Drive Devilbiss Healthcare Limited is complying with those frameworks by making enquiries of management, those responsible for legal and compliance procedures and the Company Secretary. We corroborated our enquiries through our review of board minutes, papers provided to and discussions with those charged with governance.
- We assessed the susceptibility of the company's financial statements to material misstatement, including how fraud might occur by meeting with management and those charged with governance to understand where it considered there was a susceptibility to fraud. We also considered performance targets and the propensity to influence efforts made by management to manage earnings. Where the risk was considered to be higher, we performed audit procedures to address each identified fraud risk. These procedures included testing manual journals to revenue and were designed to provide reasonable assurance that the financial statements were free from fraud and error.
- Based on this understanding we designed our audit procedures to identify noncompliance with such laws and regulations. Our procedures involved using data analytics to consider the full population of journal entries, focusing our work on manual journals and journals indicating large or unusual transactions based on our understanding of the business and enquiries of management. In addition, we completed procedures to conclude on the compliance of the disclosures in the Annual Report and Accounts with the requirements of the relevant accounting standards and UK legislation.

A further description of our responsibilities for the audit of the financial statements is located on the Financial Reporting Council's website at <https://www.frc.org.uk/auditorsresponsibilities>. This description forms part of our auditor's report.

INDEPENDENT AUDITOR'S REPORT TO THE MEMBERS OF DRIVE DEVILBISS HEALTHCARE LIMITED (CONTINUED)

Use of our report

This report is made solely to the company's members, as a body, in accordance with Chapter 3 of Part 16 of the Companies Act 2006. Our audit work has been undertaken so that we might state to the company's members those matters we are required to state to them in an auditor's report and for no other purpose. To the fullest extent permitted by law, we do not accept or assume responsibility to anyone other than the company and the company's members as a body, for our audit work, for this report, or for the opinions we have formed.

^{DS}

Ernst & Young LLP

*Peter Buckler (Senior statutory auditor)
for and on behalf of Ernst & Young LLP, Statutory Auditor
Leeds*

31 July 2023

Consolidated profit and loss account
For the year ended 31 December 2022

	<i>Note</i>	2022 £'000	2021 £'000
Continuing Operations			
Turnover	3	109,609	103,375
Cost of sales		<u>(75,517)</u>	<u>(73,535)</u>
Gross profit		34,092	29,840
Distribution costs		(15,424)	(12,972)
Amortisation, depreciation and impairment	8,9	(7,008)	(7,689)
Exceptional administrative and operating expenses		(958)	(180)
Administrative and other operating expenses		(11,512)	(11,132)
Government Grant		-	17
Other gains/(losses)	13	<u>(710)</u>	<u>1,628</u>
Operating loss	4	(1,520)	(488)
Interest payable and similar charges	6	<u>(1,596)</u>	<u>(1,400)</u>
Loss on ordinary activities before taxation		(3,116)	(1,888)
Tax on profit on ordinary activities	7	3	(431)
Loss for the financial year attributable to owners of the parent		<u>(3,113)</u>	<u>(2,319)</u>
Other Comprehensive Income			
Currency translation differences		<u>-</u>	<u>(48)</u>
Other comprehensive income for the year, net of tax		-	(48)
Total comprehensive Loss for the Year Attributable to Owners of the Parent		<u>(3,113)</u>	<u>(2,367)</u>

The Company has elected to take the exemption under section 408 of the Companies Act 2006 not to present the Company profit and loss account. The loss for the Company for the year was £3,548,000 (2021: £3,029,000).

The Accounting Policies and Notes on pages 22 to 46 form part of these Financial Statements.

Consolidated balance sheet

At 31 December 2022

	<i>Note</i>	2022 £000	2021 £000
Fixed assets			
Intangible assets	8	17,632	22,626
Tangible assets	9	8,112	8,204
		<u>25,744</u>	<u>30,830</u>
Current assets			
Stocks	11	16,941	20,199
Debtors	12	13,441	15,152
Cash at bank and on hand		10,849	4,206
		<u>41,231</u>	<u>39,557</u>
Creditors: amounts falling due within one year	14	<u>(22,449)</u>	<u>(24,284)</u>
Net current assets		<u>18,782</u>	<u>15,273</u>
Total assets less current liabilities		44,526	46,103
Creditors due after more than one year	15	(22,279)	(20,675)
Provisions for liabilities	17	<u>(2,931)</u>	<u>(2,999)</u>
Net assets		<u><u>19,316</u></u>	<u><u>22,429</u></u>
Capital and reserves			
Called up share capital	19	616	616
Share premium		3	3
Retained earnings		18,697	21,810
Translation reserve		-	-
Equity Attributable to Owners of the Parent		<u><u>19,316</u></u>	<u><u>22,429</u></u>

The Financial Statements were approved and authorised for issue by the Board of Directors on 31 July 2023, and were signed on its behalf by:

DocuSigned by:

 A592BBC8A7F64FF...
S C R Adams
 Director

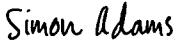
The Accounting Policies and Notes on pages 22 to 46 form part of these Financial Statements.

Company balance sheet

At 31 December 2022

	<i>Note</i>	2022	2021
		£000	£000
Fixed assets			
Intangible assets	8	3,045	4,278
Tangible assets	9	2,582	2,646
Investments	10	40,502	40,502
		<hr/>	<hr/>
		46,129	47,426
Current assets			
Stocks	11	12,820	15,985
Debtors	12	17,709	19,400
Cash at bank and on hand		5,724	1,379
		<hr/>	<hr/>
		36,253	36,764
Creditors: amounts falling due within one year	14	(42,527)	(42,237)
		<hr/>	<hr/>
Net current (liabilities)		(6,274)	(5,473)
		<hr/>	<hr/>
Total assets less current liabilities		39,855	41,953
Creditors due after more than one year	15	(21,983)	(20,625)
Provisions for liabilities	17	(809)	(717)
		<hr/>	<hr/>
Net assets		17,063	20,611
		<hr/>	<hr/>
Capital and reserves			
Called up share capital	19	616	616
Share premium		3	3
Retained earnings		16,444	19,992
		<hr/>	<hr/>
Equity Attributable to Owners of the Parent		17,063	20,611
		<hr/>	<hr/>

The Financial Statements were approved and authorised for issue by the Board of Directors on 31 July 2023, and were signed on its behalf by:

DocuSigned by:

 A592BBC8A7F84FF...

S C R Adams
 Director

The Accounting Policies and Notes on pages 22 to 46 form part of these Financial Statements.

Consolidated statement of changes in equity

At 31 December 2022

	Called-up Share Capital £'000	Share premium £'000	Translation Reserve £'000	Retained earnings £'000	Total Equity £'000
Balance at 1 January 2021	616	3	48	24,129	24,796
Loss for the year	-	-	-	(2,319)	(2,319)
Other comprehensive income - currency translation differences	-	-	(48)	-	(48)
Total comprehensive loss	-	-	(48)	(2,319)	(2,367)
Balance as at 31 December 2021	616	3	-	21,810	22,429
Loss for the year	-	-	-	(3,113)	(3,113)
Total comprehensive income/(loss)	-	-	-	(3,113)	(3,113)
Balance at 31 December 2022	616	3	-	18,697	19,316

Share Premium

This reserve records the difference between the net proceeds of issue for shares and the nominal value of those same shares.

Translation Reserve

The results of overseas subsidiaries are translated at the average rate for the year. Assets and liabilities of overseas subsidiaries are translated at the rate ruling at the reporting date. The exchange difference arising on the retranslation of net assets brought forward and from the translation of the profits or losses at average rates are posted directly to this reserve.

The Accounting Policies and Notes on pages 22 to 46 form part of these Financial Statements.

Company statement of changes in equity

Year ended 31 December 2022

	Called-up Share Capital £'000	Share premium £'000	Retained earnings £'000	Total Equity £'000
Balance at 1 January 2021	616	3	23,021	23,640
Loss for the year	-	-	(3,029)	(3,029)
Total comprehensive loss	-	-	(3,029)	(3,029)
Balance as at 31 December 2021	616	3	19,992	20,611
Loss for the year	-	-	(3,548)	(3,548)
Total comprehensive loss	-	-	(3,548)	(3,548)
Balance at 31 December 2022	616	3	16,444	17,063

The Accounting Policies and Notes on pages 22 to 46 form part of these Financial Statements.

Consolidated cash flow statement

For the year ended 31 December 2022

	<i>Note</i>	2022 £000	2021 £000
Cash from operating activities	<i>21</i>	9,009	202
Taxation received/(paid)		(506)	(1,629)
Net cash generated from operating activities		8,503	(1,427)
Cash flow from investing activities			
Purchase of tangible and intangible assets		(1,981)	(1,509)
Proceeds from disposal of tangible assets		107	44
Net cash outflow from investing activities		(1,874)	(1,465)
Cash flow from financing activities			
Funds received from obligations under finance leases		349	61
Repayment of loan facilities		(1,320)	(1,430)
Funds received from loan facilities		-	891
Funds received from (paid to) parent undertakings		2,580	2,180
Interest paid		(1,595)	(1,400)
Net cash outflow from financing activities		14	302
Net increase/(decrease) in cash and cash equivalents		6,643	(2,590)
Cash and cash equivalents at the beginning of the year		4,206	6,796
Cash and cash equivalents at the end of the year		10,849	4,206
Cash and cash equivalents consist of:			
Cash at bank and in hand		10,849	4,206
Cash and cash equivalents		10,849	4,206

The Accounting Policies and Notes on pages 22 to 46 form part of these Financial Statements.

Notes to the financial statements

1 Accounting policies

1.1 General Information

The principal activities of Drive Devilbiss Healthcare Limited (“the Company”) and its subsidiaries (together “the Group”) is that of manufacturer, wholesaler and distributor of mobility aids and healthcare equipment to both the UK domestic and export markets.

The Company is a private company limited by shares and is incorporated in England. The address of the registered office is Sidhil Business Park, Holmfield, Halifax, West Yorkshire HX2 9TN.

1.2 Statement of Compliance

The Group and individual financial statements of Drive Devilbiss Healthcare Limited have been prepared in compliance with United Kingdom Accounting Standards, including Financial Reporting Standard 102, “The Financial Reporting Standard applicable in the United Kingdom and the Republic of Ireland” (“FRS 102”) and the Companies Act 2006.

1.3 Summary of Significant Accounting Policies

The principal accounting policies applied in the preparation of these Group Financial Statements are set out below. These policies have been consistently applied to all the years presented, unless otherwise stated.

1.4 Basis of Preparation

These Group and Parent Company financial statements have been prepared on a going concern basis, under the historical cost convention.

The preparation of financial statements requires the use of certain accounting estimates. It also requires management to exercise its judgement in the process of applying the Group and Company accounting policies. The areas involving a higher degree of judgement or complexity, or areas where assumptions and estimates are significant to the financial statements are disclosed in Note 2.

1.5 Exemptions for qualifying entities under FRS 102

FRS 102 allows a qualifying entity certain disclosure exemptions, subject to certain conditions, which have been complied with. The Company has taken advantage of the following exemptions:

- from preparing a cash flow statement, on the basis that it is a qualifying entity and the group cash flow statement, included in these financial statements, includes the Company’s cash flows; and
- from disclosing the Company key management personnel compensation, as required by FRS 102 paragraph 33.7.

1.6 Basis of Consolidation

The Group Financial Statements consolidate the Financial Statements of the Company and its subsidiary undertakings for the year ended 31 December 2022.

Subsidiaries are entities controlled by the Group. Control is the power to govern the financial and operating policies of an entity so as to obtain benefits from its activities. Subsidiaries are fully consolidated from the date on which control is transferred to the Group. They are de-consolidated from the date that control ceases. The Group applies the acquisition method of accounting to business combinations.

Notes to the financial statements (continued)

1 Accounting policies (continued)

1.6 Basis of Consolidation (continued)

The consideration transferred for the acquisition of subsidiaries is the fair value of the assets transferred, the liabilities incurred and the equity interests issued by the Group. The consideration transferred includes the fair value of any asset or liability resulting from a contingent consideration arrangement. Acquisition-related costs are added to the total consideration due, unless they result from the issuance of shares, in which case they are offset against the premium on those shares within equity. Identifiable assets acquired and liabilities and contingent liabilities assumed in a business combination are initially measured at their fair values at the acquisition date. The unwinding of the discount on contingent consideration liabilities is recognised within interest payable and similar charges in the Group Statement of Comprehensive Income.

Uniform accounting policies are used for all Group companies. Profits or losses on intra-group transactions are eliminated on consolidation together with intra-group balances at the balance sheet date.

1.7 Revenue Recognition

Revenue is measured at the fair value of the consideration received or receivable and represents the amount receivable for goods supplied or services rendered, net of returns, discounts and rebates allowed by the Group and value added taxes. The Group recognises revenue when (a) the significant risks and rewards of ownership have been transferred to the buyer; (b) the Group retains no continuing involvement or control over the goods; (c) the amount of revenue can be measured reliably and (d) it is probable that future economic benefits will flow to the entity.

Revenue for goods supplied is recognised when goods are despatched and delivered to customers. Revenue from services is recognised over the period in which the service is provided.

1.8 Exceptional Items

The Group classifies certain one-off charges or credits that have a material impact on the Group's financial results as 'exceptional items'. These are disclosed separately to provide further understanding of the financial performance of the Group. Items that are material, either because of their size or their nature, or because they are non-recurring, are considered as exceptional items and are presented within the line items to which they best relate.

1.9 Employee Benefits

The Group provides a range of benefits to employees, including annual bonus arrangements, paid holiday arrangements and defined contribution pension plans.

(i) Short term benefits

Short term benefits, including holiday pay and other similar non-monetary benefits, are recognised as an expense in the period in which the service is received.

(ii) Defined contribution pension plans

The Group makes contributions to individual money purchase arrangements. Once the contributions have been paid the Group has no further payment obligations. The contributions are recognised as an expense when they are due. The assets of the arrangements are held separately from the Group in independently administered funds.

Notes to the financial statements (continued)

1 Accounting policies (continued)

1.10 Taxation

Current tax, including UK corporation tax and foreign tax, is provided at amounts expected to be paid (or recovered) using the tax rates and laws that have been enacted or substantively enacted by the reporting date. Current tax is the amount of income tax payable in respect of the taxable profit for the year or prior periods.

Deferred tax is recognised in respect of all timing differences that have originated but not reversed at the reporting date, where transactions or events that result in an obligation to pay more tax in the future or a right to pay less tax in the future have occurred at the reporting date. Timing differences are differences between taxable profits and results as stated in the Financial Statements that arise from the inclusion of gains and losses in tax assessments in periods different from those in which they are recognised in the Financial Statements.

A net deferred tax asset is regarded as recoverable and therefore recognised only to the extent that, on the basis of all available evidence, it can be regarded as more likely than not that there will be suitable taxable profits from which the future reversal of the underlying timing differences can be deducted.

Deferred tax is measured at the average tax rates that are expected to apply in the periods in which the timing differences are expected to reverse, based on tax rates and laws that have been enacted or substantively enacted by the reporting date. Deferred tax assets and liabilities are not discounted.

1.11 Foreign Currencies

The Group and Company Financial Statements are presented in pound sterling. The Company's functional and presentational currency is pound sterling.

Assets and liabilities in foreign currencies are translated into sterling at the rates of exchange ruling at the reporting date. Transactions in foreign currencies are translated into sterling at the rate of exchange ruling at the date of the transaction. Exchange differences are taken into account in arriving at the operating result.

Results of overseas subsidiaries are translated at the average rate for the year. Assets and liabilities of overseas subsidiaries are translated at the rate ruling at the reporting date. The exchange difference arising on the retranslation of net assets brought forward and from the translation of the profits or losses at average rates are recognised in 'Other comprehensive income' and taken directly to reserves.

1.12 Tangible Assets

Tangible assets are stated at cost (or deemed cost), less accumulated depreciation and accumulated impairment losses. Cost includes the original purchase price and costs directly attributable to bringing the asset to its working condition for its intended use.

Depreciation is provided at the following annual rates in order to write off each asset evenly over its estimated useful life or, if held under a hire purchase contract, over the lease term, whichever is the shorter.

Computer equipment and software	- 33% to 100% of cost
Fixtures and fittings	- 20% to 25% of cost
Plant, machinery and tooling	- 10% to 20% of cost
Rental products	- 20% to 100% of cost
Motor vehicles	- 20% to 50% of cost
Freehold buildings	- 2% to 4% of cost
Leasehold improvements	- over the term of the lease

Land is not depreciated.

Notes to the financial statements (continued)

1 Accounting policies (continued)

1.13 Business Combinations and Goodwill

Business combinations are accounted for by applying the acquisition method.

The cost of a business combination is the fair value of the consideration given, liabilities incurred or assumed and of equity instruments issued plus the costs directly attributable to the business combination. Where control is achieved in stages the cost is the consideration at the date of each transaction.

On acquisition of a business, fair values are attributed to the identifiable assets, liabilities and contingent liabilities unless the fair value cannot be measured reliably, in which case the value is incorporated in goodwill. Where the fair value of contingent liabilities cannot be reliably measured they are disclosed on the same basis as other contingent liabilities.

Goodwill represents the excess of the fair value and directly attributable costs of the purchase consideration over the fair values of the Group's interest in the identifiable net assets, liabilities and contingent liabilities acquired. Goodwill arising on the acquisition of businesses and subsidiaries is included in 'intangible assets'.

Goodwill is amortised through profit or loss in equal instalments over its estimated useful life of between 5 and 10 years. Goodwill is reviewed annually for indicators of impairment. Where there are indicators a detailed impairment test is performed. Goodwill is carried at cost less accumulated amortisation and impairment losses. Impairment losses on goodwill are not reversed. Gains and losses on the disposal of an entity include the carrying amount of goodwill relating to the entity sold.

1.14 Goodwill and Intangibles from Business Acquisitions/Other Intangible Assets

Intangible assets are stated at cost less accumulated amortisation and accumulated impairment losses.

Goodwill and Intangibles from Business Acquisitions not in separate entities are amortised through profit or loss in equal instalments over their estimated useful economic life of between 5 and 10 years. Other intangible assets comprise intangible assets arising from business combinations and business acquisitions which are recognised separately from goodwill, including trademarks, product design and customer contracts and relationships. Other intangible assets are amortised through the profit or loss in equal instalments over the estimated useful life of the assets of up to 11 years.

Details of other intangible assets recognised separately from goodwill are disclosed in Note 8, together with their estimated useful economic lives.

Notes to the financial statements (continued)

1 Accounting policies (continued)

1.15 Investments

Investments in subsidiary undertakings held as fixed assets are stated at cost less provision for any impairment.

1.16 Stocks

Stocks are valued at the lower of cost and net realisable value after making due allowance for obsolete and slow moving items. Stock is recognised as an expense in the period in which the related revenue is recognised. Cost includes costs incurred in bringing each product to its present location and condition and includes the cost of duty, shipping and other transport costs, where applicable.

Net realisable value is based on estimated selling price less further costs expected to be incurred to completion and disposal.

Transfers from stocks to the hire fleet of rental products are done at cost (as defined above).

1.17 Cash and Cash Equivalents

Cash and cash equivalents includes cash in hand, deposits held at call with banks and bank overdrafts.

1.18 Financial Instruments

The Group has chosen to adopt Sections 11 and 12 of FRS 102 in respect of financial instruments.

(i) Financial assets

Basic financial assets, including trade and other receivables, cash and bank balances and investments, are initially recognised at transaction price, unless the arrangement constitutes a financing transaction, where the transaction is measured at the present value of the future receipts discounted at a market rate of interest.

Such assets are subsequently carried at amortised cost using the effective interest method.

At the end of each reporting period financial assets measured at amortised cost are assessed for objective evidence of impairment. If an asset is impaired the impairment loss is the difference between the carrying amount and the present value of the estimated cash flows discounted at the asset's original effective interest rate. The impairment loss is recognised in profit or loss.

If there is a decrease in the impairment loss arising from an event occurring after the impairment was recognised, the impairment is reversed. The reversal is such that the current carrying amount does not exceed what the carrying amount would have been had the impairment not previously been recognised. The impairment reversal is recognised in profit or loss.

Other financial assets are initially measured at fair value, which is normally the transaction price.

Financial assets are derecognised when (a) the contractual rights to the cash flows from the asset expire or are settled, or (b) substantially all the risks and rewards of the ownership of the asset are transferred to another party or (c) control of the asset has been transferred to another party who has the practical ability to unilaterally sell the asset to an unrelated third party without imposing additional restrictions.

Notes to the financial statements (continued)

1 Accounting policies (continued)

1.18 Financial Instruments (continued)

(ii) Financial liabilities

Basic financial liabilities, including trade and other creditors, bank loans and overdrafts and amounts due to group companies, are initially recognised at transaction price, unless the arrangement constitutes a financing transaction, where the debt instrument is measured at the present value of the future payments discounted at a market rate of interest. Debt instruments are subsequently carried at amortised cost, using the effective interest rate method.

Trade creditors are obligations to pay for goods or services that have been acquired in the ordinary course of business from suppliers. Trade creditors are recognised initially at transaction price and subsequently measured at amortised cost using the effective interest method.

Derivatives, including forward foreign exchange contracts, are not basic financial instruments. Derivatives are initially recognised at fair value on the date a derivative contract is entered into and are subsequently re-measured at their fair value. Changes in the fair value of derivatives are recognised in profit or loss in finance costs or income as appropriate.

Financial liabilities are derecognised when the liability is extinguished, that is when the contractual obligation is discharged, cancelled or expires.

(iii) Offsetting

Financial assets and liabilities are offset and the net amounts presented in the financial statements when there is a legally enforceable right to set off the recognised amounts and there is an intention to settle on a net basis or to realise the asset and settle the liability simultaneously.

1.19 Leasing and Hire Purchase Commitments

Finance leases are those where substantially all of the benefits and risks of ownership are assumed by the Group and Company. Assets obtained under finance leases and hire purchase contracts are capitalised as tangible assets at the lower of fair value or the present value of the minimum lease payments at the inception of the lease. Assets acquired by finance lease are depreciated over the shorter of the lease term and their useful lives. Assets acquired by hire purchase are depreciated over their useful lives. Obligations under such agreements are included in creditors net of the finance charge allocated to future periods. The finance element of the rental payment is charged to the statement of comprehensive income so as to produce a constant periodic rate of charge on the net obligation outstanding in each period.

Operating leases are those that do not transfer all the risks and rewards of ownership. Rentals payable under operating leases are charged on a straight-line basis over the term of the lease.

Notes to the financial statements (continued)

1 Accounting policies (continued)

1.20 Provisions

Provisions are recognised when the Group and Company have a present legal or constructive obligation as a result of past events; it is probable that an outflow of resources will be required to settle the obligation; and the amount of the obligation can be estimated reliably.

Provisions are measured at the present value of the expenditures expected to be required to settle the obligation using a pre-tax rate that reflects current market assessments of the time value of money and the risks specific to the obligation. The increase in the provision due to passage of time, where material, is recognised as a finance cost.

1.21 Related party transactions

The Group discloses transactions with related parties which are not wholly owned within the same Group. Where appropriate, transactions of a similar nature are aggregated unless, in the opinion of the Directors, separate disclosure is necessary to understand the effect of the transactions on the Group Financial Statements.

1.22 Going Concern

The Directors, having reviewed the forecast results and financial position of the Group and Company, are satisfied that the Group and Company have sufficient financial support and resources to continue in operation for the foreseeable future.

As part of this review the Directors have assessed the risks presented by potential economic uncertainty leading to a general market downturn and have reforecast the current 2023 position as well as looking out a period of at least twelve months from the date of approval of these financial statements. As part of the reforecast process the Directors have also assessed possible downside scenarios and identified possible mitigating factors that could be actioned if necessary.

The base case reflects:

- The impact of a limited economic downturn on the Group and Company as a result of a temporary reduction in trading due to changes in the economic landscape.

As part of the preparation of the base case position the Directors have also assessed possible downside scenarios such as a severe impact on the trading environment from economic shocks and have identified possible mitigating factors that could be actioned if necessary. This review of scenarios has included looking at reverse stress testing for the company. The reverse stress testing models a decline in performance comfortably in excess of that experienced by the Group and Company during the recent pandemic.

In December 2019 the ultimate parent company, Medical Depot Inc, forgave £69m of intercompany debt. At 31 December 2021 the remaining outstanding liability to the parent entity (as disclosed in note 15) was £21.9m (2021: £20.6m). This remaining amount is a long-term liability.

The Directors have made enquiries of the Directors of the ultimate parent company, Medical Depot Inc. (“Medical Depot”), about their ongoing support in the form of non-repayment of the remaining £21.9m (and interest on the same). Based on the confirmations received, the Directors have no reason to believe that the balance (and associated interest accruing) will be required to be repaid or recalled for a period of at least twelve months from the date of approval of these Financial Statements. The Directors are not aware of any other circumstances that could impact on this arrangement with its parent company.

Notes to the financial statements (continued)

1 Accounting policies (continued)

1.22 Going Concern (continued)

Medical Depot negotiated an extension and revision to its own credit facilities in October 2019. The revised Medical Depot credit facilities are with JPMorgan Chase Bank as the administrative agent and collateral agent and the new or extended facilities are with the Delaware Trust Company as the administrative and collateral agent. Both arrangements required the company and its subsidiaries to enter into formal guarantee agreements with the collateral agents. These formal guarantees were registered at Companies House in March 2020. These guarantees represent a contingent liability which could crystallise in the event of Medical Depot being in breach of its financial covenants on the facilities. The UK directors have made enquiries with the Directors of Medical Depot, about its forecasting of the quarterly covenant obligations for a period of at least twelve months from the date of approval of these financial statements. The directors of Medical Depot have confirmed that having revisited their forecasts they believe the covenants will be met at each quarterly measurement date and that there is sufficient headroom within the covenant calculations for downside sensitivities on the forecasts. The company directors have therefore concluded that the chances of this contingent liability crystallising within the foreseeable future are remote.

The UK Group does not require nor is it relying on any new or additional funding from Medical Depot over the assessment period. As set out in note 18 the Group and Company has its own dedicated lines of finance to meet its cashflow and working capital needs. At 31 December 2022 these UK lines of finance separate £7m term loan and revolver facility with Lloyds Bank Plc.

The term loan with National Westminster Bank Plc was repaid, as scheduled in November 2022, without any additional drawdown from the Lloyds Bank facility. Separate from these banking facilities the Company continues to utilize an agreement with ING Luxembourg SA to sell certain trade receivables on a without recourse basis. The forecasts have been prepared reflecting the ING Luxembourg SA inflows as working capital receipts.

Throughout the period of at least twelve months from the date of approval of these financial statements, the Group and Company is forecast to generate underlying EBITDA and be cash generative, therefore the Directors believe there is sufficient liquidity for the foreseeable future.

All Group and Company bank loans have been repaid in accordance with the loan repayment schedules and all banking covenants have been satisfied. The forecasts indicate this will continue to be the case.

Having regard to the trading and cashflow projections for the Group and Company under a number of different scenarios for at least the next twelve months, together with the financing arrangements referred to above, the Directors are satisfied that the Group and Company will be able to continue in operational existence for the foreseeable future. Therefore, they continue to adopt the going concern basis of accounting in preparing the Financial Statements

2 Critical accounting judgements and estimation uncertainty

Estimates and judgements are continually evaluated and are based on historical experience and other factors, including expectations of future events that are believed to be reasonable under the circumstances.

Notes to the financial statements (continued)

2 Critical accounting judgements and estimation uncertainty (continued)

Key accounting estimates and assumptions

The Group and Company makes estimates and assumptions concerning the future. The resulting accounting estimates will, by definition, seldom equal the related actual results. The estimates and assumptions that have a significant risk of causing a material adjustment to the carrying amounts of assets and liabilities within the next financial year are addressed below.

Impairment of intangible assets and goodwill (Note 8)

The Group and Company consider whether intangible assets and goodwill are impaired. Where an indication of impairment is identified the estimation of recoverable value requires estimation of the recoverable value of the cash generating units (CGUs). This requires estimation of the future cash flows from the CGUs and also selection of appropriate discount rates in order to calculate the net present value of those cash flows. No impairment arose in the current year.

Provisions for liabilities (Note 17)

Provisions have been made for dilapidations and product warranty. These provisions require Management's best estimate of the costs that will be incurred based on legislative and contractual requirements. In addition, the timing of the cash flows and the discount rates used to establish net present value of the obligations require Management's judgement.

3 Turnover

An analysis of turnover by geographical market is given below:

	2022 £'000	2021 £'000
United Kingdom	108,472	96,154
Rest of Europe	378	6,231
Rest of World	759	990
	<hr/> 109,609	<hr/> 103,375
An analysis by category of revenue is given below:		
The sale of goods	96,061	89,743
The rendering of services	13,548	13,632
	<hr/> 109,609	<hr/> 103,375

The Group operates one class of business, being its principal activity. All turnover, profit before taxation and net assets are therefore attributable to this activity.

Notes to the financial statements (continued)

4 Operating Loss

Operating loss is stated after charging/(crediting):	2022	2021
	£'000	£'000
<i>Exceptional non-recurring items</i>		
Employee related costs	721	-
Restructuring costs	161	467
Product recall provisions	-	(50)
Covid related costs	-	3
Legal costs	46	(373)
Other	30	133
<i>Recurring items:</i>		
Depreciation - owned assets	1,956	2,665
Depreciation – assets on hire purchase contracts	58	7
Amortisation of intangible fixed assets	4,994	5,017
Auditors remuneration		
- fees payable for the audit of financial statements	163	153
Foreign exchange differences	710	(1,628)
(Gain)/loss on disposal of fixed assets	(48)	(28)

The charge for amortisation of intangible fixed assets is included within administrative and other operating expenses.

5 Employees

Staff Costs (including Directors):	2022	2021
	£'000	£'000
Wages and salaries	19,449	18,001
Social security costs	2,004	1,669
Other pension costs	510	507
	21,963	20,177

The average number of persons employed by the Group (including directors) during the year, analysed by category, was as follows:

Employee numbers (including Directors):	No.	No.
	2022	2021
Office and management	131	146
Sales	70	60
Production, Warehouse and distribution	414	365
	615	571

Pension costs outstanding as at 31 December 2022 were £120,000 (2021: £193,000).

Notes to the financial statements (continued)

5 Employees (continued)

	2022	2021
	£'000	£'000
Directors' emoluments and other benefits	1,108	1,287
Company pension contributions to money purchase schemes	131	94
	1,239	1,381

Information regarding the highest paid director is as follows:

	2022	2021
	£'000	£'000
Emoluments and other benefits	260	289
Company pension contributions to money purchase schemes	6	11
	266	300

The total key management personnel compensation is £1,264,000 (2021: £1,436,000)

In the financial year end 31 December 2022 Drive Devilbiss Healthcare Limited incurred Directors' remuneration on behalf of its subsidiary entities Drive Devilbiss Sidhil Limited and Specialised Orthotic Services Limited and did not recharge them.

6 Interest Payable and Other Charges

	2022	2021
	£'000	£'000
Interest payable to related parties	1,306	1,219
Other interest payable	15	1
Interest on bank loans	275	180
	1,596	1,400

Notes to the financial statements (continued)

7 Taxation

	2022 £'000	2021 £'000
Current tax:		
UK Corporation tax	100	693
Adjustments in respect of prior periods	(35)	41
	<hr/>	<hr/>
Total current tax	65	734
Deferred Tax:		
Origination and reversal of timing differences	170	129
Adjustments in respect of prior periods	50	(6)
Effect of tax rate changes	54	(84)
Release of deferred taxation on separately identifiable intangibles	(342)	(342)
	<hr/>	<hr/>
Total deferred tax (see note 17)	(68)	(303)
	<hr/>	<hr/>
Total tax in the profit and loss account	(3)	431
	<hr/>	<hr/>

Factors affecting tax charge for the year:

The current tax assessed for the year is lower (2021: higher) than the standard rate of corporation tax in the UK of 19.00% (2021: 19.00%).

The differences between the total tax charge shown above and the amount calculated by applying the standard rate of UK corporation tax to the profit before tax is as follows:

	2022 £'000	2021 £'000
Loss before taxation	(3,116)	(1,888)
	<hr/>	<hr/>
Tax using the UK corporation tax rate of 19.0% (2021: 19.0%)	(592)	(359)
Effects of:		
Effect of Foreign tax rates	-	4
Expenses not deductible	2	70
Ineligible depreciation and amortisation	373	748
Fixed asset differences	146	-
Net deferred tax not recognised/(utilised) in the year	-	517
Rate differences	54	(571)
Adjustments in respect of prior periods	14	22
	<hr/>	<hr/>
Tax charge /(credit) for the year	(3)	431
	<hr/>	<hr/>

All taxation relates to continuing operations

An increase in the UK corporation tax rate to 25% was substantively enacted in May 2021 and is due to take effect from 1 April 2023. Accordingly, deferred tax balances have been valued at the rate of 25% in these accounts to the extent that timing differences are expected to reverse after this date.

Notes to the financial statements (continued)

8 Intangible assets

Group	Goodwill on Consolidation £'000	Goodwill and Intangibles from Business Acquisitions £'000	Other Intangible Assets £'000	Total £'000
Cost				
At 1 January 2022 and 31 December 2022	30,170	32,001	9,223	71,394
Amortisation				
At 1 January 2022	20,822	21,563	6,383	48,768
Charge for the year	1,961	2,175	858	4,994
Impairment	-	-	-	-
At 31 December 2022	22,783	23,738	7,241	53,762
Net Book Value				
At 31 December 2022	7,387	8,263	1,982	17,632
At 31 December 2021	9,348	10,438	2,840	22,626
Company				
Cost				
At 1 January 2022 and 31 December 2022		13,501	9,151	22,652
Amortisation				
At 1 January 2022		12,062	6,312	18,374
Charge for the year		376	857	1,233
Impairment		-	-	-
At 31 December 2022		12,438	7,169	19,607
Net Book Value				
At 31 December 2022		1,063	1,982	3,045
At 31 December 2021		1,439	2,839	4,278

Notes to the financial statements (continued)

8 Intangible assets (continued)

Group

The individual intangible assets which are material to the Group Financial statements are:

Group	Carrying amount		Remaining amortisation period (years)	
	2022 £'000	2021 £'000	2022 No.	2021 No.
Goodwill on consolidation	7,387	9,348	5	6
Goodwill and intangibles from business acquisitions	8,263	10,438	5	6
Other intangible assets	1,982	2,840	4	5

Company

The individual intangible assets which are material to the Company Financial statements are:

	Carrying amount		Remaining amortisation period (years)	
	2022 £'000	2021 £'000	2022 No.	2021 No.
Goodwill and intangibles from business acquisitions	1,063	1,439	3	4
Other intangible assets	1,982	2,839	4	5

Notes to the financial statements (continued)

9 Tangible assets

Group

	Freehold Land and Buildings £'000	Leasehold improvements £'000	Computer equipment and Software £000	Fixtures and Fittings £000	Plant and equipment £000	Motor vehicles £000	Total £000
Cost							
At 1 January 2022	4,875	2,833	2,308	1,799	9,511	1,923	23,249
Additions	-	11	401	104	833	632	1,981
Disposals	-	-	-	-	(192)	(253)	(445)
At 31 December 2022	4,875	2,844	2,709	1,903	10,152	2,302	24,785
Depreciation							
At 1 January 2022	994	2,151	1,823	1,691	6,974	1,412	15,045
Charge for the year	163	258	288	45	1,038	222	2,014
Disposals	-	-	-	-	(135)	(251)	(386)
At 31 December 2022	1,157	2,409	2,111	1,736	7,877	1,383	16,673
Net book value							
At 31 December 2022	3,718	435	598	167	2,275	919	8,112
At 1 January 2022	3,881	682	485	108	2,537	511	8,204

The net carrying amount of assets held under finance leases and hire purchase contracts included in plant, machinery and tooling and motor vehicles is £400,000 (2021: £61,000).

Notes to the financial statements (continued)

9 Tangible assets (continued)

Company

	Freehold Land and Buildings £'000	Leasehold improvements £'000	Computer equipment and Software £000	Fixtures and Fittings £000	Plant and equipment £000	Motor vehicles £000	Total £000
Cost							
At 1 January 2022	2,150	2,060	2,216	2,157	1,864	861	11,308
Additions	-	1	131	94	136	117	479
Disposals	-	-	-	-	(51)	(45)	(96)
At 31 December 2022	2,150	2,061	2,347	2,251	1,949	933	11,691
Depreciation							
At 1 January 2022	445	1,697	1,926	2,061	1,721	812	8,662
Charge for the year	59	150	139	35	111	49	543
Disposals	-	-	-	-	(51)	(45)	(96)
At 31 December 2022	504	1,847	2,065	2,096	1,781	816	9,109
Net book value							
At 31 December 2022	1,646	214	282	155	168	117	2,582
At 1 January 2022	1,705	363	290	96	143	49	2,646

The net carrying amount of assets held under finance leases and hire purchase contracts included in plant, machinery and tooling and motor vehicles is £58,000 (2021: £nil).

The freehold property includes premises occupied by a subsidiary; this has not been classified by the company as Investment property

Notes to the financial statements (continued)

10 Investments

Company Shares in Group Undertakings

	2022	2021
	£000	£000
At 1 January 2022 and 31 December 2022	40,502	40,502

Investments in group undertakings are unlisted and stated at cost. As permitted by Section 615 of the Companies Act 2006, where the relief afforded under section 612 of the Companies Act 2006 applies, cost is the aggregate of the nominal value of the relevant number of the Company's shares and the fair value of any other consideration given to acquire the share capital of the subsidiary undertakings.

The Company's subsidiary undertakings, all of which are included in the consolidation, are as follows:

Name	Shares held by Group	Nature of business
Endres UK Limited ¹	100%	Dormant
Mountway Holdings Limited ¹	100%	Dormant
Aquajoy Bathlifts Limited ¹	100%	Dormant
Mountway Limited ¹	100%*	Dormant
Specialised Orthotic Services Limited ¹	100%	Manufacture and distribution of specialised seating and mobility products
Park House Healthcare Limited ¹	100%	Dormant
Sidhil Group Limited ¹	100%	Dormant
Drive Devilbiss Sidhil Ltd ¹	100%*	Manufacture, supply and service of pressure area care products in acute sector

All subsidiary undertakings are incorporated in England & Wales unless otherwise stated.

* Mountway Limited is wholly owned by Mountway Holdings Limited; Drive Devilbiss Sidhil Ltd is wholly owned by Sidhil Group Limited.

Registered office addresses

1 Sidhil Business Park, Holmfield, Halifax, West Yorkshire, HX2 9TN

Notes to the financial statements (continued)

11 Stock

	Group 2022 £'000	Group 2021 £'000	Company 2022 £'000	Company 2021 £'000
Finished goods and goods for resale	12,603	17,220	11,828	15,985
Raw materials and consumables	2,924	1,745	992	-
Work in progress	1,414	1,234	-	-
	16,941	20,199	12,820	15,985

Group stock is stated after provisions for impairment of £2,830,000 (2021: £2,987,000). Company stock is stated after provisions for impairment of £2,002,000 (2021: £2,164,000).

Stocks recognised as an expense in the period were £73,783,000 (2021: £71,226,000) for the group and £60,090,000 (2021: £57,735,000) for the company.

12 Debtors

	Group 2022 £'000	Group 2021 £'000	Company 2022 £'000	Company 2021 £'000
Trade debtors	10,326	12,529	6,842	8,786
Amounts due from group undertakings	1,365	1,017	9,158	7,441
Other debtors	511	559	271	271
Prepayments	664	658	626	621
Derivative financial instruments	172	389	172	389
Corporation tax	403	-	640	1,892
	13,441	15,152	17,709	19,400

Amounts owed by group and subsidiary undertakings are unsecured, have no fixed date of repayment and are payable on demand.

13 Derivative Financial Instruments

	Group 2022 £'000	Group 2021 £'000	Company 2022 £'000	Company 2021 £'000
Forward foreign currency exchange contracts	172	389	172	389

Forward foreign currency contracts are valued using year-end forward exchange rates matching the maturities of the contracts. Fair value losses on contracts measured at fair value through profit or loss during the year ended 31 December 2022 amounted to a loss of £710,000 (2021: a gain of £1,628,000).

Notes to the financial statements (continued)

14 Creditors: due within one year

	Group	Group	Company	Company
	2022	2021	2022	2021
	£'000	£'000	£'000	£'000
Bank and other borrowings (Note 18)	1,607	2,927	-	892
Trade Creditors	9,138	10,617	5,368	6,980
Amounts due to group undertakings	4,397	2,772	31,890	28,419
Finance leases and hire purchase contracts	61	11	11	-
Corporation tax	-	39	-	-
Taxation and social security	1,573	1,211	880	555
Other Creditors	1,001	908	109	212
Accruals and deferred income	4,672	5,799	4,269	5,179
	22,449	24,284	42,527	42,237

Amounts due to group undertakings are unsecured, have no fixed date of repayment, incur interest at 6% per annum and are payable on demand.

15 Creditors: due after more than one year

	Group	Group	Company	Company
	2022	2021	2022	2021
	£'000	£'000	£'000	£'000
Amounts due to group undertakings (note 23)	21,930	20,624	21,930	20,625
Bank and other borrowings (Note 18)	349	51	53	-
	22,279	20,675	21,983	20,625

Notes to the financial statements (continued)

16 Financial Instruments

The Group and Company have the following financial instruments:

	Group	Group	Company	Company
	2022	2021	2022	2021
	£'000	£'000	£'000	£'000
<i>Financial assets measured at amortised cost:</i>				
Trade debtors	10,326	12,529	6,842	8,786
Other debtors	511	559	271	271
Amounts due from group undertakings	1,365	1,017	7,400	7,441
Cash at bank and in hand	10,849	4,206	5,724	1,379
	<u>23,051</u>	<u>18,311</u>	<u>20,237</u>	<u>17,877</u>
<i>Financial assets at fair value through profit or loss:</i>				
Derivative financial instruments	(172)	(389)	(172)	(389)
<i>Financial liabilities measured at amortised cost</i>				
Bank and other borrowings	1,607	2,927	-	892
Trade creditors	9,138	10,617	5,368	6,980
Amounts due to group undertakings	26,327	23,396	31,890	28,419
Other creditors and accruals	5,673	6,707	4,378	5,391
Finance leases and hire purchase contracts	410	62	64	-
	<u>43,155</u>	<u>43,709</u>	<u>41,700</u>	<u>41,682</u>

Notes to the financial statements (continued)

17. Provisions for Liabilities

Group	Leasehold Property Restoration costs £'000	Deferred taxation £'000	Total £'000
At 1 January 2022	837	2,162	2,999
Increase/(release) during the year	-	(68)	(68)
At 31 December 2022	837	2,095	2,931

Company	Leasehold Property Restoration costs £'000	Deferred taxation £'000	Total £'000
At 1 January 2022	284	433	717
Increase/(release) during the year	-	92	92
At 31 December 2022	284	525	809

The provision for deferred tax consists of the following deferred tax liabilities:

	Group 2022 £'000	Group 2021 £'000	Company 2022 £'000	Company 2021 £'000
Accelerated capital allowances and other timing differences	51	(224)	(151)	(243)
Fair value adjustments	2,044	2,386	676	676
Total deferred tax	2,095	2,162	525	433

The Group has a deferred tax asset of £2,154,000 not recognised (2021: £2,154,000) in relation to tax losses and unrelieved tax-interest expenses carried forward. These are available to the Group and a deferred tax asset in respect of these may be recognised in the future if it is more likely than not that the Group will generate sufficient taxable profits.

Notes to the financial statements (continued)

18 Bank and other borrowings

Borrowings are repayable as follows:

	Group 2022 £'000	Group 2021 £'000	Company 2022 £'000	Company 2021 £'000
Bank Loans				
Between one and two years	-	-	-	-
Between two and five years	-	-	-	-
	-	-	-	-
On demand or within one year	1,607	2,927	-	892
	1607	2,927	-	892
Finance leases				
In one year	61	11	11	-
Between one and two years	111	51	22	-
Between two and five years	238	-	31	-
	410	62	64	-
Total borrowings including finance leases				
Between one and two years	111	51	22	-
Between two and five years	238	-	31	-
	349	51	53	-
On demand or within one year	1,668	2,938	11	892
	2,017	2,989	64	892

In November 2021 the Company refinanced its existing bank loan from National Westminster Bank plc, a part of the Royal Bank of Scotland Group. The loan was repaid in full during 2022.

In July 2019, Drive DeVilbiss Sidhil Ltd, a 100% owned subsidiary entered into a £7.0m term loan and revolving credit facility with Lloyds bank Plc. The purpose of the facility was to refinance the existing overdraft facilities and fund the expansion of the companies hire and service business. The agreement lasts for 3 years, with interest charged at Bank of England base rate + 1.5% for the term loan and Bank of England base rate + 1.6% for the Revolving credit facility. The facility is secured via a debenture over the assets of the business. The term loan was refinanced during the year ended 31 December 2022 with an additional payment of £107,000 and a final repayment of £1,500,000 in April 2023. Subsequently during 2023 the loan has again been refinanced on the same terms until 28 August 2023.

Notes to the financial statements (continued)

19 Called-up Share Capital

Group and Company

Authorised Number	Class	Nominal Value:	2022 £'000	2021 £'000
617,000	Ordinary	£1	617	617

Allotted, issued and fully paid

Number	Class	Nominal value:	£'000	£'000
616,400	Ordinary	£1	616	616

20 Operating Lease Commitments

The Group and Company had the following future minimum lease payments under non-cancellable operating leases for each of the following periods:

	Group 2022 £'000	Group 2021 £'000	Company 2022 £'000	Company 2021 £'000
Payments due:				
Not later than one year	1,115	1,183	471	481
Later than one year and not later than five years	1,904	2,050	731	1,071
Later than five years	85	13	6	-
	<u>3,104</u>	<u>3,246</u>	<u>1,208</u>	<u>1,552</u>

21 Reconciliation of Operating Profit to Operating Cash Flows

	Group 2022 £'000	Group 2021 £'000
Operating loss	(1,520)	(488)
Depreciation (Note 9)	2,014	2,672
Amortisation (Note 8)	4,995	5,017
Decrease/(increase) in stocks	3,258	(4,030)
Decrease/(increase) in debtors	2,072	(896)
(Decrease)/increase in creditors	(2,087)	(189)
(Decrease)/Increase in provisions	(64)	(257)
Profit on disposal of tangible fixed assets	(48)	(28)
Loss/(gain) on financial derivatives	389	(1,599)
	<u>9,009</u>	<u>202</u>

Notes to the financial statements (continued)

22 Pension Commitments

The Group and Company made contributions to individual money purchase arrangements. The assets of the schemes are held separately from those of the Group and Company in independently administered funds. The pension cost recognised as an expense represents contributions payable by the Group and Company to the funds and amounted to £510,000 (2021: £507,000).

23 Related Party Disclosures

As at 31 December 2022, the Group and Company owed £22,815,000 (2021: £20,640,000) to Medical Depot Inc., a parent company. The interest rate payable by the Company on all amounts due is 6 per cent per annum. The interest charge for the year was £1,306,000 (2021: £1,219,000). As at 31 December 2022 this remaining amount is a long-term liability governed by an a formal legally binding agreement and has a repayment date of 20 December 2024. Based on the executed legal agreements, the Directors have no reason to believe that the capital balance will be required to be repaid prior to 20 December 2024.

As at 31 December 2022, the Group and Company was owed £nil (2021: £10,000) by Drive Medical GmbH. The interest charge for the year was £Nil (2021: £ Nil).

As at 31 December 2022, the Group and Company was owed £5,000 (2021: owed £nil) from Drive Medical Canada Inc., a fellow subsidiary undertaking.

As at 31 December 2022, the Group and Company owed £17,000 (2021: was owed £19,000) from DeVilbiss Healthcare Limited, a fellow subsidiary undertaking.

As at 31 December 2022, the Group and Company owed £250,000 (2021: was owed £5,000) to DeVilbiss Healthcare GmbH, a fellow subsidiary undertaking.

As at 31 December 2022, the Group and Company owed £1,450,000 (2021: owed £1,366,000) to DeVilbiss Healthcare US Inc., a fellow subsidiary undertaking.

As at 31 December 2022, the Group and Company was owed £37,000 (2021: owed £214,000) from Inovo Inc., a fellow subsidiary undertaking.

As at 31 December 2022, the Group and Company owed £59,000 (2021: owed £83,000) to Drive DeVilbiss Healthcare France. The interest charge for the year was £nil (2021: £ nil).

As at 31 December 2022, the Group and Company owed £411,000 (2021: £564,000) to Drive Europe GmbH. The interest charge for the year was £nil (2021: £ nil).

24. Ultimate Parent Company

The immediate parent undertaking is Drive International LLC. The ultimate parent company at 31 December 2022 was CD&R Reign Topco, Inc., a company registered in the United States.

The registered office of CD & R Reign Topco, Inc is 375 Park Avenue, 18th Floor, New York, NY 10152, United States of America.

Notes to the financial statements (continued)

25. Post balance sheet events

There have been no other significant events after the year end.

26. Contingent liability.

Medical Depot Inc (a parent company) negotiated an extension and revision to its own credit facilities in October 2019. The revised Medical Depot credit facilities are with JPMorgan Chase Bank as the administrative agent and collateral agent and the new or extended facilities are with the Delaware Trust Company as the administrative and collateral agent. Both arrangements required the company and its subsidiaries to enter into formal guarantee agreements with the collateral agents. These formal guarantees were registered at Companies House in March 2020. The UK companies have given a formal charge of the assets of the various UK businesses in favor of the collateral agents. These guarantees represent a contingent liability which could crystalize in the event of Medical Depot being in breach of its financial covenants on the facilities extended or revised in October 2019. The UK directors have made enquiries of the Directors of Medical Depot, about its forecasting of the quarterly covenant obligations up to 31 December 2023. The directors of Medical Depot have confirmed that having revisited their forecasts for Covid-19 impacts they believe the covenants will be met at each quarterly measurement date and that there is sufficient headroom within the covenant calculations for downside sensitivities on the forecasts. The company directors have therefore concluded that the chances of this contingent liability crystallising within the foreseeable future are remote.