

Company registration number 00599506 (England and Wales)

**Amended**

**VISION ENGINEERING LIMITED**  
**ANNUAL REPORT AND FINANCIAL STATEMENTS**  
**FOR THE YEAR ENDED 31 MARCH 2023**



# VISION ENGINEERING LIMITED

## COMPANY INFORMATION

---

<b>Directors</b>	M Curtis J Curtis S Crossley J Freeman S Mead G Mercer P Newbatt	(Appointed 14 August 2023)
<b>Company number</b>	00599506	
<b>Registered office</b>	The Freeman Building Galileo Drive Send Woking Surrey United Kingdom GU23 7ER	
<b>Auditor</b>	Azets Audit Services Limited Ashcombe Court Woolsack Way Godalming Surrey United Kingdom GU7 1LQ	

---

# VISION ENGINEERING LIMITED

## CONTENTS

---

	<b>Page</b>
Strategic report	1 - 2
Directors' report	3
Directors' responsibilities statement	4
Independent auditor's report	5 - 7
Profit and loss account	8
Group statement of comprehensive income	9
Group balance sheet	10 - 11
Company balance sheet	12
Group statement of changes in equity	13
Company statement of changes in equity	14
Group statement of cash flows	15
Notes to the financial statements	16 - 34

---

# VISION ENGINEERING LIMITED

## STRATEGIC REPORT

### FOR THE YEAR ENDED 31 MARCH 2023

---

The directors present their strategic report for the year ended 31 March 2023.

#### **Fair review of the business**

The results for the year and financial position of the company and the group are as shown in the annexed accounts.

We aim to present a balanced and comprehensive review of the development and performance of our business during the year and its position at the year end. Our review is consistent with the size and non-complex nature of our business and is written in the context of the risks and uncertainties we face.

We consider that our key financial performance indicators are those that communicate the financial performance and strength of the company as a whole, these being turnover, gross profit margin and return on capital employed.

Strategic Framework:

#### **Technology**

Vision Engineering will continue to develop and bring to market new products and technologies for both existing and new markets. Where appropriate Vision Engineering will collaborate with strategic partners or pursue acquisitions to develop innovative solutions.

Significant advances are being made in external audio visual technologies (particularly (AI, VR,AR and Mixed Reality). Vision Engineering will continue to exploit these advances through internal and collaborative R&D programmes

#### **Global**

Vision Engineering will continue to expand its global structure of subsidiaries and sales offices while developing the number and quality of our channel partners.

#### **Customer focus**

The customer will remain at the heart of our strategy. Vision Engineering strives to provide the customer with solutions of the highest quality and value backed up with market leading service and support. Key account management and listening to the Voice of the Customer (VOC) are priorities for the coming year.

#### **Operational excellence**

Vision Engineering to leverage its strong operational teams to drive profitable growth and margin improvement. The new Technology Exploitation Division allows third parties to exploit our manufacturing knowledge and capabilities and we aim to expand this offering.

#### **People**

Vision Engineering Global values its people and aims to be an employer of choice. Investment continues to be made in recruitment, development and retention of higher performing team members. ca. 50% of Vision Engineering staff are employed overseas. Significant advances in modern, attractive working practices, apprenticeships, Management Develop Teams and succession planning programmes are key pillars of this strategy. Modern best practices will continue to be rolled out worldwide.

The disposal of the former factory site, vacated by Vision Engineering in May 2017, has been completed.

VE Quality Instrumentation Pvt. Ltd. has been incorporated in India as a full trading and sourcing subsidiary.

The integration of the Milturn/Bowfran machining and anodising businesses acquired in April 2022 is ongoing.

Vision Engineering Group continues to pursue an active acquisition strategy, targeting SME's with complementary technology and JV's in new technology markets.

# VISION ENGINEERING LIMITED

## STRATEGIC REPORT (CONTINUED)

### FOR THE YEAR ENDED 31 MARCH 2023

---

#### Fair Review of the Business (continued)

As a manufacturer of optical and digital instrumentation, the company continues to operate across the following principal geographical markets:

- United Kingdom and Ireland
- North America (USA, Mexico, Canada, Costa Rica, South America),
- Western/ Central Europe (based in Germany, France and Italy)
- Japan
- China
- India
- South East Asia
- Rest of the World

Non UK business accounts for approximately 90% of turnover.

The financial impacts of the Covid 19 pandemic lingered on during 2022 with China's restrictive policies impacting the Chinese and global economy. A key factor slowing global growth during the year was the general tightening of monetary policy, driven by high inflation. Russia's invasion of Ukraine disrupted Eastern European trade and destabilised world markets driving up component/energy prices and impacting supply chains.

We made an operating profit in 2023 of £4,708,210 and a net profit of 14.1%, compared to a profit in 2022 of £2,334,146, a net profit of 5.5%. Pre Tax profits for the year were £5,338,270 (14.7%) compared to profit of £1,950,867 (6.2%) for 2022. Results include profit on disposal of the former production facility.

After taxation and minority interests, reserves have been increased by £5,757,198 in 2023.

#### Description of Principal Risks and Uncertainties

Risk factors identified for the coming year are as follows;

- Ongoing inflationary pressures driving up supply costs.
- Continued disproportionate increases in business rates
- Disruptive elections pending in UK, USA, Germany
- Higher interest rates
- Risk of recessions in core countries
- Global instability with ongoing wars in Ukraine & Gaza.

Return on capital employed is 12.4% (2022 8.8%). Return on capital employed is calculated as profit before interest and tax divided by capital employed, which constitutes total assets less current liabilities, less investments, less cash, plus overdrafts and other short term borrowings.

On behalf of the board

  
.....  
M Curtis  
Director

Date: *28 March 24*  
.....

# VISION ENGINEERING LIMITED

## DIRECTORS' REPORT

### FOR THE YEAR ENDED 31 MARCH 2023

---

The directors present their annual report and financial statements for the year ended 31 March 2023.

#### Principal activities

The principal activity of the company and group continued to be that of the manufacture of optical instruments.

#### Results and dividends

The results for the year are set out on page 8.

No ordinary dividends were paid.

#### Directors

The directors who held office during the year and up to the date of signature of the financial statements were as follows:

M Curtis

J Curtis

S Crossley

(Appointed 14 August 2023)

J Freeman

S Mead

G Mercer

P Newbatt

J Arnold

(Resigned 31 July 2023)

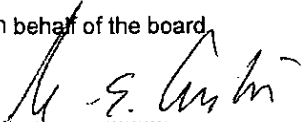
#### Auditor

The auditor, Azets Audit Services, is deemed to be reappointed under section 487(2) of the Companies Act 2006.

#### Statement of disclosure to auditor


So far as each person who was a director at the date of approving this report is aware, there is no relevant audit information of which the auditor of the company is unaware. Additionally, the directors individually have taken all the necessary steps that they ought to have taken as directors in order to make themselves aware of all relevant audit information and to establish that the auditor of the company is aware of that information.

On behalf of the board,



M Curtis

Director

Date: 

# **VISION ENGINEERING LIMITED**

## **DIRECTORS' RESPONSIBILITIES STATEMENT**

***FOR THE YEAR ENDED 31 MARCH 2023***

---

The directors are responsible for preparing the Annual Report and the financial statements in accordance with applicable law and regulations.

Company law requires the directors to prepare financial statements for each financial year. Under that law the directors have elected to prepare the financial statements in accordance with United Kingdom Generally Accepted Accounting Practice (United Kingdom Accounting Standards and applicable law). Under company law the directors must not approve the financial statements unless they are satisfied that they give a true and fair view of the state of affairs of the group and company, and of the profit or loss of the group for that period. In preparing these financial statements, the directors are required to:

- select suitable accounting policies and then apply them consistently;
- make judgements and accounting estimates that are reasonable and prudent;
- state whether applicable UK Accounting Standards have been followed, subject to any material departures disclosed and explained in the financial statements;
- prepare the financial statements on the going concern basis unless it is inappropriate to presume that the group and company will continue in business.

The directors are responsible for keeping adequate accounting records that are sufficient to show and explain the group's and company's transactions and disclose with reasonable accuracy at any time the financial position of the group and company and enable them to ensure that the financial statements comply with the Companies Act 2006. They are also responsible for safeguarding the assets of the group and company and hence for taking reasonable steps for the prevention and detection of fraud and other irregularities.

# VISION ENGINEERING LIMITED

## INDEPENDENT AUDITOR'S REPORT

### TO THE MEMBERS OF VISION ENGINEERING LIMITED

---

#### Opinion

We have audited the financial statements of Vision Engineering Limited (the 'parent company') and its subsidiaries (the 'group') for the year ended 31 March 2023 which comprise the group profit and loss account, the group statement of comprehensive income, the group balance sheet, the company balance sheet, the group statement of changes in equity, the company statement of changes in equity, the group statement of cash flows and notes to the financial statements, including significant accounting policies. The financial reporting framework that has been applied in their preparation is applicable law and United Kingdom Accounting Standards, including Financial Reporting Standard 102 *The Financial Reporting Standard applicable in the UK and Republic of Ireland* (United Kingdom Generally Accepted Accounting Practice).

In our opinion the financial statements:

- give a true and fair view of the state of the group's and the parent company's affairs as at 31 March 2023 and of the group's profit for the year then ended;
- have been properly prepared in accordance with United Kingdom Generally Accepted Accounting Practice; and
- have been prepared in accordance with the requirements of the Companies Act 2006.

#### Basis for opinion

We conducted our audit in accordance with International Standards on Auditing (UK) (ISAs (UK)) and applicable law. Our responsibilities under those standards are further described in the *Auditor's responsibilities for the audit of the financial statements* section of our report. We are independent of the group and parent company in accordance with the ethical requirements that are relevant to our audit of the financial statements in the UK, including the FRC's Ethical Standard, and we have fulfilled our other ethical responsibilities in accordance with these requirements. We believe that the audit evidence we have obtained is sufficient and appropriate to provide a basis for our opinion.

#### Conclusions relating to going concern

In auditing the financial statements, we have concluded that the directors' use of the going concern basis of accounting in the preparation of the financial statements is appropriate.

Based on the work we have performed, we have not identified any material uncertainties relating to events or conditions that, individually or collectively, may cast significant doubt on the group's and parent company's ability to continue as a going concern for a period of at least twelve months from when the financial statements are authorised for issue.

Our responsibilities and the responsibilities of the directors with respect to going concern are described in the relevant sections of this report.

#### Other information

The other information comprises the information included in the annual report other than the financial statements and our auditor's report thereon. The directors are responsible for the other information contained within the annual report. Our opinion on the financial statements does not cover the other information and, except to the extent otherwise explicitly stated in our report, we do not express any form of assurance conclusion thereon. Our responsibility is to read the other information and, in doing so, consider whether the other information is materially inconsistent with the financial statements or our knowledge obtained in the course of the audit, or otherwise appears to be materially misstated. If we identify such material inconsistencies or apparent material misstatements, we are required to determine whether this gives rise to a material misstatement in the financial statements themselves. If, based on the work we have performed, we conclude that there is a material misstatement of this other information, we are required to report that fact.

We have nothing to report in this regard.

#### Opinions on other matters prescribed by the Companies Act 2006

In our opinion, based on the work undertaken in the course of our audit:

- the information given in the strategic report and the directors' report for the financial year for which the financial statements are prepared is consistent with the financial statements; and
- the strategic report and the directors' report have been prepared in accordance with applicable legal requirements.

# VISION ENGINEERING LIMITED

## INDEPENDENT AUDITOR'S REPORT (CONTINUED)

### TO THE MEMBERS OF VISION ENGINEERING LIMITED

---

#### **Matters on which we are required to report by exception**

In the light of the knowledge and understanding of the group and the parent company and their environment obtained in the course of the audit, we have not identified material misstatements in the strategic report or the directors' report. We have nothing to report in respect of the following matters in relation to which the Companies Act 2006 requires us to report to you if, in our opinion:

- adequate accounting records have not been kept by the parent company, or returns adequate for our audit have not been received from branches not visited by us; or
- the parent company financial statements are not in agreement with the accounting records and returns; or
- certain disclosures of directors' remuneration specified by law are not made; or
- we have not received all the information and explanations we require for our audit.

#### **Responsibilities of directors**

As explained more fully in the directors' responsibilities statement, the directors are responsible for the preparation of the financial statements and for being satisfied that they give a true and fair view, and for such internal control as the directors determine is necessary to enable the preparation of financial statements that are free from material misstatement, whether due to fraud or error. In preparing the financial statements, the directors are responsible for assessing the parent company's ability to continue as a going concern, disclosing, as applicable, matters related to going concern and using the going concern basis of accounting unless the directors either intend to liquidate the parent company or to cease operations, or have no realistic alternative but to do so.

#### **Auditor's responsibilities for the audit of the financial statements**

Our objectives are to obtain reasonable assurance about whether the financial statements as a whole are free from material misstatement, whether due to fraud or error, and to issue an auditor's report that includes our opinion. Reasonable assurance is a high level of assurance but is not a guarantee that an audit conducted in accordance with ISAs (UK) will always detect a material misstatement when it exists. Misstatements can arise from fraud or error and are considered material if, individually or in the aggregate, they could reasonably be expected to influence the economic decisions of users taken on the basis of these financial statements.

A further description of our responsibilities is available on the Financial Reporting Council's website at: <https://www.frc.org.uk/auditorsresponsibilities>. This description forms part of our auditor's report.

#### **Extent to which the audit was considered capable of detecting irregularities, including fraud**

Irregularities, including fraud, are instances of non-compliance with laws and regulations. We design procedures in line with our responsibilities, outlined above and on the Financial Reporting Council's website, to detect material misstatements in respect of irregularities, including fraud.

We obtain and update our understanding of the entity, its activities, its control environment, and likely future developments, including in relation to the legal and regulatory framework applicable and how the entity is complying with that framework. Based on this understanding, we identify and assess the risks of material misstatement of the financial statements, whether due to fraud or error, design and perform audit procedures responsive to those risks, and obtain audit evidence that is sufficient and appropriate to provide a basis for our opinion. This includes consideration of the risk of acts by the entity that were contrary to applicable laws and regulations, including fraud.

In response to the risk of irregularities and non-compliance with laws and regulations, including fraud, we designed procedures which included:

- Enquiry of management and those charged with governance around actual and potential litigation and claims as well as actual, suspected and alleged fraud;
- Reviewing minutes of meetings of those charged with governance;
- Assessing the extent of compliance with the laws and regulations considered to have a direct material effect on the financial statements or the operations of the entity through enquiry and inspection;
- Reviewing financial statement disclosures and testing to supporting documentation to assess compliance with applicable laws and regulations;
- Performing audit work over the risk of management bias and override of controls, including testing of journal entries and other adjustments for appropriateness, evaluating the business rationale of significant transactions outside the normal course of business and reviewing accounting estimates for indicators of potential bias.

# VISION ENGINEERING LIMITED

## INDEPENDENT AUDITOR'S REPORT (CONTINUED)

### TO THE MEMBERS OF VISION ENGINEERING LIMITED

---

Because of the inherent limitations of an audit, there is a risk that we will not detect all irregularities, including those leading to a material misstatement in the financial statements or non-compliance with regulation. This risk increases the more that compliance with a law or regulation is removed from the events and transactions reflected in the financial statements, as we will be less likely to become aware of instances of non-compliance. The risk of not detecting a material misstatement resulting from fraud is higher than for one resulting from error, as fraud may involve collusion, forgery, intentional omissions, misrepresentations, or the override of internal control.

#### Use of our report

This report is made solely to the company's members, as a body, in accordance with Chapter 3 of Part 16 of the Companies Act 2006. Our audit work has been undertaken so that we might state to the company's members those matters we are required to state to them in an auditor's report and for no other purpose. To the fullest extent permitted by law, we do not accept or assume responsibility to anyone other than the company and the company's members as a body, for our audit work, for this report, or for the opinions we have formed.

*Azets Audit Services Limited*

David Lawrence BSc (Hons) FCA (Senior Statutory Auditor)  
For and on behalf of Azets Audit Services Limited

2 April 2024

Chartered Accountants  
Statutory Auditor

Ashcombe Court  
Woolsack Way  
Godalming  
Surrey  
United Kingdom  
GU7 1LQ

# VISION ENGINEERING LIMITED

## GROUP PROFIT AND LOSS ACCOUNT

FOR THE YEAR ENDED 31 MARCH 2023

	Notes	2023 £	2022 £
<b>Turnover</b>	<b>3</b>	36,277,236	31,458,861
Cost of sales		(17,214,672)	(14,584,817)
<b>Gross profit</b>		19,062,564	16,874,044
Administrative expenses		(14,878,986)	(15,956,866)
Other operating income		524,632	1,416,968
<b>Operating profit</b>	<b>4</b>	4,708,210	2,334,146
Share of profit - non controlling interest		(27)	(1,985)
Interest receivable and similar income		18,386	15,632
Interest payable and similar expenses		(121,893)	(48,404)
Amounts written off investments		(49,289)	(348,522)
Fair value gains and losses on other properties	<b>12</b>	782,883	-
<b>Profit before taxation</b>		5,338,270	1,950,867
Tax on profit	<b>8</b>	(225,324)	(232,428)
<b>Profit for the financial year</b>		5,112,946	1,718,439
Profit for the financial year is attributable to:			
- Owners of the parent company		5,127,975	1,744,534
- Non-controlling interests		(15,029)	(26,095)
		5,112,946	1,718,439

# VISION ENGINEERING LIMITED

## GROUP STATEMENT OF COMPREHENSIVE INCOME

FOR THE YEAR ENDED 31 MARCH 2023

---

	2023 £	2022 £
<b>Profit for the year</b>	5,112,946	1,718,439
<b>Other comprehensive income</b>		
Revaluation of tangible fixed assets	(1,258,207)	(4,161)
Currency translation differences	832,981	185,594
Adjustments to the fair value of financial assets	782,883	-
Tax relating to other comprehensive income	(195,721)	-
<b>Other comprehensive income for the year</b>	161,936	181,433
<b>Total comprehensive income for the year</b>	5,274,882	1,899,872
Total comprehensive income for the year is attributable to:		
- Owners of the parent company	5,289,938	1,927,952
- Non-controlling interests	(15,056)	(28,080)
	5,274,882	1,899,872

---

# VISION ENGINEERING LIMITED

## GROUP BALANCE SHEET

AS AT 31 MARCH 2023

	Notes	2023		2022	
		£	£	£	£
<b>Fixed assets</b>					
Goodwill	10		1,512,266		-
Tangible assets	11		18,988,683	20,650,195	
Other property	12		1,900,000		-
			<u>22,400,949</u>	<u>20,650,195</u>	
<b>Current assets</b>					
Stocks	15	13,239,070		10,717,933	
Debtors	16	11,093,861		6,453,804	
Cash at bank and in hand		5,707,518		9,988,472	
		<u>30,040,449</u>		<u>27,160,209</u>	
<b>Creditors: amounts falling due within one year</b>	17	<u>(7,328,880)</u>		<u>(6,792,149)</u>	
<b>Net current assets</b>			<u>22,711,569</u>		<u>20,368,060</u>
<b>Total assets less current liabilities</b>			45,112,518		41,018,255
<b>Creditors: amounts falling due after more than one year</b>	18		(1,772,901)		(3,706,819)
<b>Provisions for liabilities</b>					
Deferred tax liability	20	339,652		68,669	
			<u>(339,652)</u>	<u>68,669</u>	<u>(68,669)</u>
<b>Net assets</b>			<u>42,999,965</u>		<u>37,242,767</u>
<b>Capital and reserves</b>					
Called up share capital	22		24,555		24,555
Share premium account			6,776,053		6,776,053
Revaluation reserve			711,566		1,382,611
Profit and loss reserves			35,501,026		29,057,727
			<u>43,013,200</u>		<u>37,240,946</u>
<b>Equity attributable to owners of the parent company</b>			43,013,200		37,240,946
<b>Non-controlling interests</b>			(13,235)		1,821
			<u>42,999,965</u>		<u>37,242,767</u>

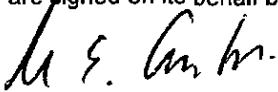
# VISION ENGINEERING LIMITED

## GROUP BALANCE SHEET (CONTINUED)

AS AT 31 MARCH 2023

---

The financial statements were approved by the board of directors and authorised for issue on *28<sup>th</sup> March 2024* and are signed on its behalf by:



.....  
M Curtis  
Director

# VISION ENGINEERING LIMITED

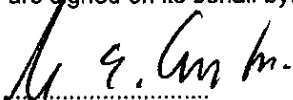
## COMPANY BALANCE SHEET

AS AT 31 MARCH 2023

	Notes	2023		2022	
		£	£	£	£
<b>Fixed assets</b>					
Tangible assets	11	17,951,261		19,955,079	
Other property	12	1,900,000		-	
Investments	13	8,262,896		6,829,758	
			<u>28,114,157</u>		<u>26,784,837</u>
<b>Current assets</b>					
Stocks	15	8,778,502		7,709,583	
Debtors	16	10,546,469		5,090,179	
Cash at bank and in hand		4,132,276		7,605,360	
			<u>23,457,247</u>		<u>20,405,122</u>
<b>Creditors: amounts falling due within one year</b>	17	(8,979,568)		(7,577,709)	
<b>Net current assets</b>			<u>14,477,679</u>		<u>12,827,413</u>
<b>Total assets less current liabilities</b>			<u>42,591,836</u>		<u>39,612,250</u>
<b>Creditors: amounts falling due after more than one year</b>	18	(1,361,552)		(3,706,819)	
<b>Provisions for liabilities</b>					
Deferred tax liability	20	195,721		-	
			<u>(195,721)</u>		<u>-</u>
<b>Net assets</b>			<u>41,034,563</u>		<u>35,905,431</u>
<b>Capital and reserves</b>					
Called up share capital	22	24,555		24,555	
Share premium account		6,776,053		6,776,053	
Revaluation reserve		711,566		1,382,611	
Profit and loss reserves		33,522,389		27,722,212	
			<u>41,034,563</u>		<u>35,905,431</u>

As permitted by s408 Companies Act 2006, the company has not presented its own profit and loss account and related notes. The company's profit for the year was £5,186,341 (2022 - £969,561 profit).

The financial statements were approved by the board of directors and authorised for issue on 28<sup>th</sup> March 2024 and are signed on its behalf by:



M Curtis  
Director

Company Registration No. 00599506

**VISION ENGINEERING LIMITED**

**GROUP STATEMENT OF CHANGES IN EQUITY  
FOR THE YEAR ENDED 31 MARCH 2023**

	Share capital	Share premium account	Revaluation reserve	Profit and loss reserves	Total controlling interest	Non-controlling interest	Total
	£	£	£	£	£	£	£
<b>Balance at 1 April 2021</b>	24,555	6,776,053	1,386,772	27,125,614	35,312,994	29,901	35,342,895
<b>Year ended 31 March 2022:</b>							
Profit for the year	-	-	-	1,744,534	1,744,534	(26,095)	1,718,439
Other comprehensive income							
Revaluation of tangible fixed assets	-	-	(4,161)	-	(4,161)	-	(4,161)
Currency translation differences	-	-	-	185,594	185,594	-	185,594
Amounts attributable to non-controlling interests	-	-	-	1,985	1,985	(1,985)	-
Total comprehensive income for the year	-	-	(4,161)	1,932,113	1,927,952	(20,000)	1,899,872
<b>Balance at 31 March 2022</b>	24,555	6,776,053	1,382,611	29,057,727	37,240,946	1,821	37,242,767
<b>Year ended 31 March 2023:</b>							
Profit for the year	-	-	-	5,127,975	5,127,975	(15,029)	5,112,946
Other comprehensive income:							
Revaluation of tangible fixed assets	-	-	(1,258,207)	-	(1,258,207)	-	(1,258,207)
Currency translation differences	-	-	-	832,981	832,981	-	832,981
Adjustments to fair value of financial assets	-	-	782,883	-	782,883	-	782,883
Tax relating to other comprehensive income	-	-	(195,721)	-	(195,721)	-	(195,721)
Amounts attributable to non-controlling interests	-	-	-	27	27	(27)	-
Total comprehensive income for the year	-	-	(671,045)	5,960,983	5,289,938	(15,056)	5,274,882
Transfers	-	-	-	482,316	482,316	-	482,316
<b>Balance at 31 March 2023</b>	24,555	6,776,053	711,566	35,501,026	43,013,200	(13,235)	42,999,965

# VISION ENGINEERING LIMITED

## COMPANY STATEMENT OF CHANGES IN EQUITY

### FOR THE YEAR ENDED 31 MARCH 2023

	Share capital	Share premium account	Revaluation reserve	Profit and loss reserves	Total
	£	£	£	£	£
<b>Balance at 1 April 2021</b>	24,555	6,776,053	1,386,772	26,834,792	35,022,172
<b>Year ended 31 March 2022:</b>					
Profit for the year	-	-	-	969,561	969,561
Other comprehensive income:					
Revaluation of tangible fixed assets	-	-	(4,161)	-	(4,161)
Currency translation differences	-	-	-	(82,141)	(82,141)
Total comprehensive income for the year	-	-	(4,161)	887,420	883,259
<b>Balance at 31 March 2022</b>	24,555	6,776,053	1,382,611	27,722,212	35,905,431
<b>Year ended 31 March 2023:</b>					
Profit for the year	-	-	-	5,186,341	5,186,341
Other comprehensive income:					
Revaluation of tangible fixed assets	-	-	(1,258,207)	-	(1,258,207)
Currency translation differences	-	-	-	131,520	131,520
Adjustments to fair value of financial assets	-	-	782,883	-	782,883
Tax relating to other comprehensive income	-	-	(195,721)	-	(195,721)
Total comprehensive income for the year	-	-	(671,045)	5,317,861	4,646,816
Transfers	-	-	-	482,316	482,316
<b>Balance at 31 March 2023</b>	24,555	6,776,053	711,566	33,522,389	41,034,563

# VISION ENGINEERING LIMITED

## GROUP STATEMENT OF CASH FLOWS

FOR THE YEAR ENDED 31 MARCH 2023

	Notes	2023		2022	
		£	£	£	£
<b>Cash flows from operating activities</b>					
Cash absorbed by operations	26	(640,666)		(154,317)	
Interest paid		(121,893)		(48,404)	
Income taxes paid		(254,376)		(61,138)	
<b>Net cash outflow from operating activities</b>		<b>(1,016,935)</b>		<b>(263,859)</b>	
<b>Investing activities</b>					
Purchase of business		(1,248,344)		-	
Purchase of tangible fixed assets		(1,327,639)	(1,745,034)		
Proceeds on disposal of tangible fixed assets		472,403		530	
Proceeds on disposal of investments		-	(73,212)		
Receipts arising from loans made		(1,333)		5,471	
Interest received		18,386		15,632	
<b>Net cash used in investing activities</b>		<b>(2,086,527)</b>		<b>(1,796,613)</b>	
<b>Financing activities</b>					
Proceeds of new bank loans		263,889		-	
Repayment of bank loans		(1,838,366)	(1,686,095)		
<b>Net cash used in financing activities</b>		<b>(1,574,477)</b>		<b>(1,686,095)</b>	
<b>Net decrease in cash and cash equivalents</b>		<b>(4,677,939)</b>		<b>(3,746,567)</b>	
Cash and cash equivalents at beginning of year		9,988,472		13,735,039	
Effect of foreign exchange rates		396,985		-	
<b>Cash and cash equivalents at end of year</b>		<b>5,707,518</b>		<b>9,988,472</b>	
<b>Relating to:</b>					
Cash at bank and in hand		5,999,322		9,988,472	
Bank overdrafts included in creditors payable within one year		(291,804)		-	

# VISION ENGINEERING LIMITED

## NOTES TO THE GROUP FINANCIAL STATEMENTS

### FOR THE YEAR ENDED 31 MARCH 2023

---

#### 1 Accounting policies

##### Company information

Vision Engineering Limited ("the company") is a private limited company domiciled and incorporated in England and Wales. The registered office is The Freeman Building, Galileo Drive, Send, Woking, Surrey, United Kingdom, GU23 7ER.

The group consists of Vision Engineering Limited and all of its subsidiaries.

##### 1.1 Accounting convention

These financial statements replace the original financial statements, are now the statutory financial statements and are prepared as they were at the date of the original financial statements. The accounts have been amended to include the parent company guarantee in note 14.

These financial statements have been prepared in accordance with FRS 102 "The Financial Reporting Standard applicable in the UK and Republic of Ireland" ("FRS 102") and the requirements of the Companies Act 2006.

The financial statements are prepared in sterling, which is the functional currency of the company. Monetary amounts in these financial statements are rounded to the nearest £.

The financial statements have been prepared under the historical cost convention. The principal accounting policies adopted are set out below.

The company is a qualifying entity for the purposes of FRS 102, being a member of a group where the parent of that group prepares publicly available consolidated financial statements, including this company, which are intended to give a true and fair view of the assets, liabilities, financial position and profit or loss of the group. The company has therefore taken advantage of exemptions from the following disclosure requirements for parent company information presented within the consolidated financial statements:

- Section 7 'Statement of Cash Flows': Presentation of a statement of cash flow and related notes and disclosures;
- Section 11 'Basic Financial Instruments' and Section 12 'Other Financial Instrument Issues: Interest income/expense and net gains/losses for financial instruments not measured at fair value; basis of determining fair values; details of collateral, loan defaults or breaches, details of hedges, hedging fair value changes recognised in profit or loss and in other comprehensive income;
- Section 33 'Related Party Disclosures': Compensation for key management personnel.

##### 1.2 Basis of consolidation

The consolidated group financial statements consist of the financial statements of the parent company Vision Engineering Limited together with all entities controlled by the parent company (its subsidiaries) and the group's share of its interests in joint ventures and associates.

All financial statements are made up to 31 March 2023. Where necessary, adjustments are made to the financial statements of subsidiaries to bring the accounting policies used into line with those used by other members of the group.

All intra-group transactions, balances and unrealised gains on transactions between group companies are eliminated on consolidation. Unrealised losses are also eliminated unless the transaction provides evidence of an impairment of the asset transferred.

Subsidiaries are consolidated in the group's financial statements from the date that control commences until the date that control ceases.

# VISION ENGINEERING LIMITED

## NOTES TO THE GROUP FINANCIAL STATEMENTS (CONTINUED)

FOR THE YEAR ENDED 31 MARCH 2023

---

### 1 Accounting policies

(Continued)

#### 1.3 Going concern

At the time of approving the financial statements, the directors have a reasonable expectation that the group has adequate resources to continue in operational existence for the foreseeable future. Thus the directors continue to adopt the going concern basis of accounting in preparing the financial statements. In forming this assessment, the Directors have paid particular attention to the ongoing impact of Covid-19 on the activities of the group, as well as the potential future impacts of Brexit, and the Russo-Ukraine war.

#### 1.4 Turnover

Turnover is measured at fair value of the consideration received or receivable and represents the amount receivable for goods and services supplied to customers in the normal course of business, excluding value added tax.

Goods are invoiced and revenue is recognised when the goods are despatched to the customer or in accordance with the contract terms where customer approval is required prior to the despatch of goods.

#### 1.5 Intangible fixed assets - goodwill

Goodwill represents the excess of the cost of acquisition of a business over the fair value of net assets acquired. It is initially recognised as an asset at cost and is subsequently measured at cost less accumulated amortisation and accumulated impairment losses. Goodwill is considered to have a finite useful life and is amortised on a systematic basis over its expected life, which is 10 years.

For the purposes of impairment testing, goodwill is allocated to the cash-generating units expected to benefit from the acquisition. Cash-generating units to which goodwill has been allocated are tested for impairment at least annually, or more frequently when there is an indication that the unit may be impaired. If the recoverable amount of the cash-generating unit is less than the carrying amount of the unit, the impairment loss is allocated first to reduce the carrying amount of any goodwill allocated to the unit and then to the other assets of the unit pro-rata on the basis of the carrying amount of each asset in the unit.

#### 1.6 Intangible fixed assets other than goodwill

Intangible assets acquired separately from a business are recognised at cost and are subsequently measured at cost less accumulated amortisation and accumulated impairment losses.

Intangible assets acquired on business combinations are recognised separately from goodwill at the acquisition date where it is probable that the expected future economic benefits that are attributable to the asset will flow to the entity and the fair value of the asset can be measured reliably; the intangible asset arises from contractual or other legal rights; and the intangible asset is separable from the entity.

Amortisation is recognised so as to write off the cost or valuation of assets less their residual values over their useful lives on the following bases:

Patents & licences	nil - fully amortised
--------------------	-----------------------

#### 1.7 Tangible fixed assets

Tangible fixed assets are initially measured at cost and subsequently measured at cost or valuation, net of depreciation and any impairment losses.

# VISION ENGINEERING LIMITED

## NOTES TO THE GROUP FINANCIAL STATEMENTS (CONTINUED)

### FOR THE YEAR ENDED 31 MARCH 2023

---

#### 1 Accounting policies

(Continued)

Depreciation is recognised so as to write off the cost or valuation of assets less their residual values over their useful lives on the following bases:

Freehold buildings	1.25-5% on cost
Improvements to property	5-10% on cost
Plant and equipment	10-50% on cost
Fixtures and fittings	20%-33.5% on cost
Motor vehicles	20% on cost

Freehold land is not depreciated.

The gain or loss arising on the disposal of an asset is determined as the difference between the sale proceeds and the carrying value of the asset, and is recognised in the profit and loss account.

#### 1.8 Other property

Other property is initially recognised at cost, which includes the purchase cost and any directly attributable expenditure. Subsequently it is measured at fair value at the reporting end date. Changes in fair value are recognised in profit or loss.

#### 1.9 Fixed asset investments

Equity investments are measured at fair value through profit or loss, except for those equity investments that are not publicly traded and whose fair value cannot otherwise be measured reliably, which are recognised at cost less impairment until a reliable measure of fair value becomes available.

In the parent company financial statements, investments in subsidiaries, associates and jointly controlled entities are initially measured at cost and subsequently measured at cost less any accumulated impairment losses.

A subsidiary is an entity controlled by the group. Control is the power to govern the financial and operating policies of the entity so as to obtain benefits from its activities.

#### 1.10 Impairment of fixed assets

At each reporting period end date, the group reviews the carrying amounts of its tangible and intangible assets to determine whether there is any indication that those assets have suffered an impairment loss. If any such indication exists, the recoverable amount of the asset is estimated in order to determine the extent of the impairment loss (if any). Where it is not possible to estimate the recoverable amount of an individual asset, the company estimates the recoverable amount of the cash-generating unit to which the asset belongs.

The carrying amount of the investments accounted for using the equity method is tested for impairment as a single asset. Any goodwill included in the carrying amount of the investment is not tested separately for impairment.

#### 1.11 Stocks

Stock comprises raw materials, work in progress, finished goods and goods for resale and is stated at the lower of cost and estimated selling price less costs to complete and sell, after making due allowance for obsolete and slow moving items.

Cost includes all direct expenditure and an appropriate proportion of fixed and variable overheads. The estimated selling price is based on the price at which stock can be realised in the normal course of business.

# VISION ENGINEERING LIMITED

## NOTES TO THE GROUP FINANCIAL STATEMENTS (CONTINUED)

### FOR THE YEAR ENDED 31 MARCH 2023

---

#### 1 Accounting policies

(Continued)

At each reporting date, an assessment is made for impairment. Any excess of the carrying amount of stocks over its estimated selling price less costs to complete and sell is recognised as an impairment loss in profit or loss. Reversals of impairment losses are also recognised in profit or loss.

##### 1.12 Cash and cash equivalents

Cash and cash equivalents are basic financial assets and include cash in hand, deposits held at call with banks, other short-term liquid investments with original maturities of three months or less, and bank overdrafts. Bank overdrafts are shown within borrowings in current liabilities.

##### 1.13 Financial instruments

The group has elected to apply the provisions of Section 11 'Basic Financial Instruments' and Section 12 'Other Financial Instruments Issues' of FRS 102 to all of its financial instruments.

Financial instruments are recognised in the group's balance sheet when the group becomes party to the contractual provisions of the instrument.

Financial assets and liabilities are offset and the net amounts presented in the financial statements when there is a legally enforceable right to set off the recognised amounts and there is an intention to settle on a net basis or to realise the asset and settle the liability simultaneously.

##### **Basic financial assets**

Short term debtors are measured at transaction value less any impairment. At each balance sheet date, debtors are assessed for objective evidence of impairment. If an asset is impaired, the impairment loss is measured as the difference between the carrying amount and the amount expected to be received.

##### **Basic financial liabilities**

Basic financial liabilities, including creditors, bank loans, loans from fellow group companies and preference shares that are classified as debt, are initially recognised at transaction price unless the arrangement constitutes a financing transaction, where the debt instrument is measured at the present value of the future payments discounted at a market rate of interest. Financial liabilities classified as payable within one year are not amortised.

Debt instruments are subsequently carried at amortised cost, using the effective interest rate method.

Trade creditors are obligations to pay for goods or services that have been acquired in the ordinary course of business from suppliers. Amounts payable are classified as current liabilities if payment is due within one year or less.

##### 1.14 Equity instruments

Equity instruments issued by the group are recorded at the proceeds received, net of transaction costs. Dividends payable on equity instruments are recognised as liabilities once they are no longer at the discretion of the group.

##### 1.15 Taxation

The tax expense represents the sum of the tax currently payable and deferred tax.

##### **Current tax**

The tax currently payable is based on taxable profit for the year. Taxable profit differs from net profit as reported in the profit and loss account because it excludes items of income or expense that are taxable or deductible in other years and it further excludes items that are never taxable or deductible. The group's liability for current tax is calculated using tax rates that have been enacted or substantively enacted by the reporting end date.

# VISION ENGINEERING LIMITED

## NOTES TO THE GROUP FINANCIAL STATEMENTS (CONTINUED)

### FOR THE YEAR ENDED 31 MARCH 2023

---

#### 1 Accounting policies

(Continued)

##### **Deferred tax**

Deferred tax liabilities are generally recognised for all timing differences and deferred tax assets are recognised to the extent that it is probable that they will be recovered against the reversal of deferred tax liabilities or other future taxable profits. Such assets and liabilities are not recognised if the timing difference arises from goodwill or from the initial recognition of other assets and liabilities in a transaction that affects neither the tax profit nor the accounting profit.

The carrying amount of deferred tax assets is reviewed at each reporting end date and reduced to the extent that it is no longer probable that sufficient taxable profits will be available to allow all or part of the asset to be recovered. Deferred tax is calculated at the tax rates that are expected to apply in the period when the liability is settled or the asset is realised. Deferred tax is charged or credited in the profit and loss account, except when it relates to items charged or credited directly to equity, in which case the deferred tax is also dealt with in equity. Deferred tax assets and liabilities are offset if, and only if, there is a legally enforceable right to offset current tax assets and liabilities and the deferred tax assets and liabilities relate to taxes levied by the same tax authority.

##### **1.16 Employee benefits**

The costs of short-term employee benefits are recognised as a liability and an expense, unless those costs are required to be recognised as part of the cost of stock or fixed assets.

The cost of any unused holiday entitlement is recognised in the period in which the employee's services are received.

Termination benefits are recognised immediately as an expense when the company is demonstrably committed to terminate the employment of an employee or to provide termination benefits.

##### **1.17 Retirement benefits**

Payments to defined contribution retirement benefit schemes are charged as an expense as they fall due.

##### **1.18 Leases**

Leases are classified as finance leases whenever the terms of the lease transfer substantially all the risks and rewards of ownership to the lessees. All other leases are classified as operating leases.

Assets held under finance leases are recognised as assets at the lower of the assets fair value at the date of inception and the present value of the minimum lease payments. The related liability is included in the balance sheet as a finance lease obligation. Lease payments are treated as consisting of capital and interest elements. The interest is charged to profit or loss so as to produce a constant periodic rate of interest on the remaining balance of the liability.

Rentals payable under operating leases, including any lease incentives received, are charged to profit or loss on a straight line basis over the term of the relevant lease except where another more systematic basis is more representative of the time pattern in which economic benefits from the leased asset are consumed.

##### **1.19 Government grants**

Government grants are recognised at the fair value of the asset received or receivable when there is reasonable assurance that the grant conditions will be met and the grants will be received.

A grant that specifies performance conditions is recognised in income when the performance conditions are met. Where a grant does not specify performance conditions it is recognised in income when the proceeds are received or receivable. A grant received before the recognition criteria are satisfied is recognised as a liability.

# VISION ENGINEERING LIMITED

## NOTES TO THE GROUP FINANCIAL STATEMENTS (CONTINUED)

### FOR THE YEAR ENDED 31 MARCH 2023

#### 1 Accounting policies

(Continued)

##### 1.20 Foreign exchange

Trading results of overseas operations and assets and liabilities denominated in foreign currencies are expressed in sterling at the rate of exchange ruling at the balance sheet date.

Unrealised exchange differences arising on the translation into sterling of net assets of overseas branches are recorded as a movement on reserves.

Exchange differences arising in the normal course of trade are included within the profit and loss account.

#### 2 Judgements and key sources of estimation uncertainty

In the application of the group's accounting policies, the directors are required to make judgements, estimates and assumptions about the carrying amount of assets and liabilities that are not readily apparent from other sources. The estimates and associated assumptions are based on historical experience and other factors that are considered to be relevant. Actual results may differ from these estimates.

The estimates and underlying assumptions are reviewed on an ongoing basis. Revisions to accounting estimates are recognised in the period in which the estimate is revised where the revision affects only that period, or in the period of the revision and future periods where the revision affects both current and future periods.

##### Critical judgements

The following judgements (apart from those involving estimates) have had the most significant effect on amounts recognised in the financial statements.

##### Stock provision

Stock values can decrease due to deterioration, damage or obsolescence. A provision is therefore determined based on each product's movement history. The directors exercise judgement over specific stock lines and make provisions where these are deemed to be appropriate.

#### 3 Turnover and other revenue

	2023	2022
	£	£
<b>Turnover analysed by class of business</b>		
Sale of goods	35,277,507	30,591,130
Rendering of services	999,729	867,731
	<u>36,277,236</u>	<u>31,458,861</u>

# VISION ENGINEERING LIMITED

## NOTES TO THE GROUP FINANCIAL STATEMENTS (CONTINUED)

### FOR THE YEAR ENDED 31 MARCH 2023

3	Turnover and other revenue	(Continued)	
		2023	2022
		£	£
	<b>Turnover analysed by geographical market</b>		
	United Kingdom	6,060,632	3,553,286
	Germany	6,271,033	5,745,403
	Iberia	2,952,413	2,483,805
	Italy	3,190,694	3,066,002
	USA	12,527,336	11,477,551
	Japan	1,368,020	1,024,297
	Other exports - EC	426,909	1,057,913
	Other exports - Non EC	3,480,199	3,050,604
		<u>36,277,236</u>	<u>31,458,861</u>
		2023	2022
		£	£
	<b>Other revenue</b>		
	Interest income	18,386	15,632
	Grants received	43,318	459,566
		<u>61,704</u>	<u>475,198</u>
		2023	2022
		£	£
	<b>4 Operating profit</b>		
	Operating profit for the year is stated after charging/(crediting):		
	Exchange differences apart from those arising on financial instruments measured at fair value through profit or loss	341,621	178,456
	Research and development costs	1,178,264	985,000
	Government grants	(43,318)	(459,566)
	Depreciation of owned tangible fixed assets	952,819	734,843
	Profit on disposal of tangible fixed assets	(3,864,837)	(620)
	Amortisation of intangible assets	152,620	-
	Rent and rates	1,091,805	662,614
		<u>1,718,174</u>	<u>1,076,527</u>
		2023	2022
		£	£
	<b>5 Auditor's remuneration</b>		
	Fees payable to the company's auditor and associates:		
	<b>For audit services</b>		
	Audit of the financial statements of the group and company	33,000	32,125
	Audit of the financial statements of the company's subsidiaries	4,700	5,950
		<u>37,700</u>	<u>38,075</u>

# VISION ENGINEERING LIMITED

## NOTES TO THE GROUP FINANCIAL STATEMENTS (CONTINUED)

### FOR THE YEAR ENDED 31 MARCH 2023

#### 6 Employees

The average monthly number of persons (including directors) employed by the group and company during the year was:

	<b>Group 2023 Number</b>	<b>2022 Number</b>	<b>Company 2023 Number</b>	<b>2022 Number</b>
Office and management	105	58	63	53
Production	62	77	51	59
Sales	56	60	31	43
Research	11	11	9	11
Total	<u>234</u>	<u>206</u>	<u>154</u>	<u>166</u>

Their aggregate remuneration comprised:

	<b>Group 2023 £</b>	<b>2022 £</b>	<b>Company 2023 £</b>	<b>2022 £</b>
Wages and salaries	13,133,368	10,902,424	8,807,152	7,701,849
Social security costs	1,817,954	1,451,102	1,477,276	1,230,948
Pension costs	255,310	133,583	159,119	133,583
	<u>15,206,632</u>	<u>12,487,109</u>	<u>10,443,547</u>	<u>9,066,380</u>

#### 7 Directors' remuneration

	<b>2023 £</b>	<b>2022 £</b>
Remuneration for qualifying services	793,947	693,815
Company pension contributions to defined contribution schemes	22,550	21,405
	<u>816,497</u>	<u>715,220</u>

Remuneration disclosed above includes the following amounts paid to the highest paid director:

	<b>2023 £</b>	<b>2022 £</b>
Remuneration for qualifying services	164,953	149,651
Company pension contributions to defined contribution schemes	5,462	5,202
	<u>170,415</u>	<u>154,853</u>

# VISION ENGINEERING LIMITED

## NOTES TO THE GROUP FINANCIAL STATEMENTS (CONTINUED)

### FOR THE YEAR ENDED 31 MARCH 2023

#### 8 Taxation

	2023 £	2022 £
<b>Current tax</b>		
UK corporation tax on profits for the current period	225,324	232,428

The actual charge for the year can be reconciled to the expected charge for the year based on the profit or loss and the standard rate of tax as follows:

	2023 £	2022 £
Profit before taxation	5,338,270	1,950,867
Expected tax charge based on the standard rate of corporation tax in the UK of 19.00% (2022: 19.00%)	1,014,271	370,665
Unutilised tax losses carried forward	(840,188)	9,642
Change in unrecognised deferred tax assets	18,583	(54,794)
Research and development tax credit	(291,031)	(228,000)
Effect of revaluations of investments	195,721	-
Effect of overseas tax rates	225,324	236,498
Decrease from patent box adjustment	-	(53,729)
Other tax adjustments	(97,356)	(47,854)
Taxation charge	225,324	232,428

In addition to the amount charged to the profit and loss account, the following amounts relating to tax have been recognised directly in other comprehensive income:

	2023 £	2022 £
Deferred tax arising on:		
Revaluation of investments	195,721	-

#### 9 Impairments

Impairment tests have been carried out where appropriate and the following impairment losses have been recognised in profit or loss:

	Notes	2023 £	2022 £
In respect of:			
Fixed asset investments	13	49,289	348,522
Recognised in:			
Amounts written off investments		49,289	348,522

# VISION ENGINEERING LIMITED

## NOTES TO THE GROUP FINANCIAL STATEMENTS (CONTINUED)

FOR THE YEAR ENDED 31 MARCH 2023

### 9 Impairments

(Continued)

The impairment losses in respect of financial assets are recognised in other gains and losses in the profit and loss account.

### 10 Intangible fixed assets

Group	Goodwill	Negative goodwill	Patents & licences	Total
	£	£	£	£
<b>Cost</b>				
At 1 April 2022	-	(616,012)	-	(616,012)
Additions - separately acquired	1,664,886	-	-	1,664,886
Additions - business combinations	750	-	850	1,600
	<u>1,665,636</u>	<u>(616,012)</u>	<u>850</u>	<u>1,050,474</u>
At 31 March 2023	1,665,636	(616,012)	850	1,050,474
	<u>1,665,636</u>	<u>(616,012)</u>	<u>850</u>	<u>1,050,474</u>
<b>Amortisation and impairment</b>				
At 1 April 2022	-	(616,012)	-	(616,012)
Amortisation charged for the year	152,620	-	-	152,620
Business combinations	750	-	850	1,600
	<u>153,370</u>	<u>(616,012)</u>	<u>850</u>	<u>(461,792)</u>
At 31 March 2023	153,370	(616,012)	850	(461,792)
	<u>153,370</u>	<u>(616,012)</u>	<u>850</u>	<u>(461,792)</u>
<b>Carrying amount</b>				
At 31 March 2023	1,512,266	-	-	1,512,266
	<u>1,512,266</u>	<u>-</u>	<u>-</u>	<u>1,512,266</u>
At 31 March 2022	-	-	-	-
	<u>-</u>	<u>-</u>	<u>-</u>	<u>-</u>

The company had no intangible fixed assets at 31 March 2023 or 31 March 2022.

# VISION ENGINEERING LIMITED

## NOTES TO THE GROUP FINANCIAL STATEMENTS (CONTINUED)

FOR THE YEAR ENDED 31 MARCH 2023

### 11 Tangible fixed assets

Group	Freehold buildings £	Improvements to property £	Plant and equipment £	Fixtures and fittings £	Motor vehicles £	Total £
<b>Cost or valuation</b>						
At 1 April 2022	23,172,307	-	3,941,781	1,034,146	67,563	28,215,797
Additions	32,888	-	1,167,276	93,566	33,909	1,327,639
Business combinations	-	5,747	902,971	32,788	36,959	978,465
Disposals	(2,234,131)	-	(26,933)	(6,433)	-	(2,267,497)
Transfers	(1,117,117)	-	-	(9,429)	-	(1,126,546)
Exchange adjustments	214,945	-	160,594	43,726	1,125	420,390
At 31 March 2023	20,068,892	5,747	6,145,689	1,188,364	139,556	27,548,248
<b>Depreciation and impairment</b>						
At 1 April 2022	3,970,918	-	2,673,485	874,599	46,600	7,565,602
Depreciation charged in the year	387,862	-	455,580	90,022	19,355	952,819
Eliminated in respect of disposals	(866,875)	-	(23,740)	(7,640)	-	(898,255)
Business combinations	-	5,747	562,267	22,312	30,286	620,612
Transfers	-	-	-	(1,105)	-	(1,105)
Exchange adjustments	128,325	-	153,734	36,708	1,125	319,892
At 31 March 2023	3,620,230	5,747	3,821,326	1,014,896	97,366	8,559,565
<b>Carrying amount</b>						
At 31 March 2023	16,448,662	-	2,324,363	173,468	42,190	18,988,683
At 31 March 2022	19,201,389	-	1,268,296	159,547	20,963	20,650,195

# VISION ENGINEERING LIMITED

## NOTES TO THE GROUP FINANCIAL STATEMENTS (CONTINUED)

### FOR THE YEAR ENDED 31 MARCH 2023

#### 11 Tangible fixed assets (Continued)

Company	Freehold buildings £	Plant and equipment £	Fixtures and fittings £	Motor vehicles £	Total £
<b>Cost or valuation</b>					
At 1 April 2022	21,316,381	1,939,510	602,801	53,541	23,912,233
Additions	274	1,039,092	63,488	33,909	1,136,763
Disposals	(2,234,131)	-	-	-	(2,234,131)
Transfers	(1,117,117)	-	(9,429)	-	(1,126,546)
Exchange adjustments	66,089	-	11,469	-	77,558
At 31 March 2023	<u>18,031,496</u>	<u>2,978,602</u>	<u>668,329</u>	<u>87,450</u>	<u>21,765,877</u>
<b>Depreciation and impairment</b>					
At 1 April 2022	2,654,583	756,745	513,248	32,578	3,957,154
Depreciation charged in the year	353,248	280,750	46,524	13,651	694,173
Eliminated in respect of disposals	(866,875)	-	(1,439)	-	(868,314)
Transfers	-	-	(1,105)	-	(1,105)
Exchange adjustments	22,745	-	9,963	-	32,708
At 31 March 2023	<u>2,163,701</u>	<u>1,037,495</u>	<u>567,191</u>	<u>46,229</u>	<u>3,814,616</u>
<b>Carrying amount</b>					
At 31 March 2023	<u>15,867,795</u>	<u>1,941,107</u>	<u>101,138</u>	<u>41,221</u>	<u>17,951,261</u>
At 31 March 2022	<u>18,661,798</u>	<u>1,182,765</u>	<u>89,553</u>	<u>20,963</u>	<u>19,955,079</u>

Freehold land and buildings with a carrying amount of £1,298,339 (2022 - £2,415,366) have been pledged to secure borrowings of the company. The company is not allowed to pledge these assets as security for other borrowings or to sell them to another entity.

Included in the cost of land and buildings for the group is freehold land of £2,688,999 (2022 - £2,663,329) which is not depreciated.

Included in the cost of land and buildings for the company is freehold land of £2,582,316 (2022 - £2,564,567) which is not depreciated.

During the year, the company disposed of assets within land and buildings with a book value of £1,411,879.

Freehold property included within land and buildings in the United Kingdom was valued on an open market basis by the Directors on 30 April 2000. The valuations are treated as deemed cost in line with the transitional arrangements of FRS102. Freehold property included in land and buildings in Germany was valued on an open market basis by BV Immobilien-Gesellschaft GmbH on 20 February 1995. The valuations will not be updated. If the freehold property had not been revalued it would have been included at an historical cost of £1,570,453.

# VISION ENGINEERING LIMITED

## NOTES TO THE GROUP FINANCIAL STATEMENTS (CONTINUED)

### FOR THE YEAR ENDED 31 MARCH 2023

#### 12 Other property

	Group 2023 £	Company 2023 £
<b>Fair value</b>		
At 1 April 2022	-	-
Transfers from fixed assets	1,117,117	1,117,117
Net gains or losses through fair value adjustments	782,883	782,883
At 31 March 2023	<u>1,900,000</u>	<u>1,900,000</u>

Other property comprises residential property. The fair value of the property has been arrived at on the basis of a valuation carried out at 2 August 2021 by Savills, who are not connected with the company. The valuation was made on an open market value basis subject to tenancy, by reference to market evidence of transaction prices for similar properties.

The other property has been pledged to secure borrowings of the company. The company is not allowed to pledge these assets as security for other borrowings or to sell them to another entity.

#### 13 Fixed asset investments

	Notes	Group 2023 £	2022 £	Company 2023 £	2022 £
Investments in subsidiaries	14	-	-	8,262,896	6,829,758

#### Movements in fixed asset investments

Company	Shares in subsidiaries £
<b>Cost or valuation</b>	
At 1 April 2022	6,829,758
Additions	1,482,427
At 31 March 2023	<u>8,312,185</u>
<b>Impairment</b>	
At 1 April 2022	-
Impairment losses	49,289
At 31 March 2023	<u>49,289</u>
<b>Carrying amount</b>	
At 31 March 2023	<u>8,262,896</u>
At 31 March 2022	<u>6,829,758</u>

# VISION ENGINEERING LIMITED

## NOTES TO THE GROUP FINANCIAL STATEMENTS (CONTINUED)

### FOR THE YEAR ENDED 31 MARCH 2023

#### 14 Subsidiaries

Details of the company's subsidiaries at 31 March 2023 are as follows:

Name of undertaking	Registered office	Class of shares held	% Held	
			Direct	Indirect
Rose Technology Limited	United Kingdom	Ordinary	99.97	-
Nippon Vision Engineering	Japan	Ordinary	90.00	-
Vision Engineering Inc	United States of America	Ordinary	100.00	-
Milturn Limited	United Kingdom	Ordinary	100.00	-
Milturn (Precision Engineers) Limited	United Kingdom	Ordinary	-	100.00

On 12th May 2022 Vision Engineering Limited acquired 100% of the share capital in Milturn Limited. By virtue of this holding, subsidiary Milturn (Precision Engineers) Limited was also acquired.

During the year, the Directors of the Company have given a parent company guarantee to two subsidiary companies for an exemption from being audited under section 479A of the Companies Act 2006 relating to subsidiary companies.

The guarantee has been given to the following subsidiary companies:

- Milturn Limited - 09148496
- Milturn (Precision Engineers) Limited - 04236207

#### 15 Stocks

	Group 2023 £	2022 £	Company 2023 £	2022 £
Raw materials and consumables	8,343,961	6,597,306	6,209,517	5,382,511
Work in progress	449,985	392,206	351,334	322,931
Finished goods and goods for resale	4,445,124	3,728,421	2,217,651	2,004,141
	<u>13,239,070</u>	<u>10,717,933</u>	<u>8,778,502</u>	<u>7,709,583</u>

#### 16 Debtors

	Group 2023 £	2022 £	Company 2023 £	2022 £
<b>Amounts falling due within one year:</b>				
Trade debtors	5,261,831	5,562,183	3,452,536	3,218,120
Gross amounts owed by contract customers	168,760	107,812	168,760	107,812
Corporation tax recoverable	23,227	21,998	23,227	21,998
Amounts owed by group undertakings	-	-	1,516,070	1,049,051
Other debtors	5,154,282	343,855	5,006,853	315,984
Prepayments and accrued income	485,761	417,956	379,023	377,214
	<u>11,093,861</u>	<u>6,453,804</u>	<u>10,546,469</u>	<u>5,090,179</u>

# VISION ENGINEERING LIMITED

## NOTES TO THE GROUP FINANCIAL STATEMENTS (CONTINUED)

FOR THE YEAR ENDED 31 MARCH 2023

### 17 Creditors: amounts falling due within one year

	Notes	Group 2023 £	2022 £	Company 2023 £	2022 £
Bank loans and overdrafts	19	792,694	-	528,805	-
Payments received on account		12,172	60,199	12,172	60,199
Trade creditors		1,586,922	1,963,526	900,010	1,387,263
Amounts owed to group undertakings		-	-	3,364,430	1,941,894
Corporation tax payable		195,589	236,498	9,890	6,218
Other taxation and social security		962,773	756,486	930,083	756,486
Other creditors		495,685	235,988	347,218	207,718
Accruals and deferred income		3,283,045	3,539,452	2,886,960	3,217,931
		<u>7,328,880</u>	<u>6,792,149</u>	<u>8,979,568</u>	<u>7,577,709</u>

### 18 Creditors: amounts falling due after more than one year

	Notes	Group 2023 £	2022 £	Company 2023 £	2022 £
Bank loans and overdrafts	19	1,617,982	3,584,596	1,277,928	3,584,596
Obligations under finance leases		71,295	-	-	-
Trade creditors		83,624	122,223	83,624	122,223
		<u>1,772,901</u>	<u>3,706,819</u>	<u>1,361,552</u>	<u>3,706,819</u>

### 19 Loans and overdrafts

		Group 2023 £	2022 £	Company 2023 £	2022 £
Bank loans		<u>2,410,676</u>	<u>3,584,596</u>	<u>1,806,733</u>	<u>3,584,596</u>
Payable within one year		792,694	-	528,805	-
Payable after one year		<u>1,617,982</u>	<u>3,584,596</u>	<u>1,277,928</u>	<u>3,584,596</u>

The long-term loans are secured by fixed charges over elements of the land and buildings, and other property.

The bank loan was provided over a 5 year period, with an interest rate payable of 2.09% over base rate.

# VISION ENGINEERING LIMITED

## NOTES TO THE GROUP FINANCIAL STATEMENTS (CONTINUED)

### FOR THE YEAR ENDED 31 MARCH 2023

#### 20 Deferred taxation

The following are the major deferred tax liabilities and assets recognised by the group and company, and movements thereon:

	<b>Liabilities 2023</b>	<b>Liabilities 2022</b>
	<b>£</b>	<b>£</b>
<b>Group</b>		
Accelerated capital allowances	143,931	68,669
Revaluations	195,721	-
	<u>339,652</u>	<u>68,669</u>
	<b>Liabilities 2023</b>	<b>Liabilities 2022</b>
	<b>£</b>	<b>£</b>
<b>Company</b>		
Revaluations	195,721	-
	<u>195,721</u>	<u>-</u>
	<b>Group 2023</b>	<b>Company 2023</b>
	<b>£</b>	<b>£</b>
<b>Movements in the year:</b>		
Liability at 1 April 2022	68,669	-
Charge to profit or loss	75,262	-
Charge to other comprehensive income	195,721	195,721
	<u>339,652</u>	<u>195,721</u>
Liability at 31 March 2023	<u>339,652</u>	<u>195,721</u>

The deferred tax asset set out above is expected to reverse within 12 months and relates to the utilisation of tax losses against future expected profits of the same period. The deferred tax liability set out above relates to accelerated capital allowances that are expected to mature over the same period as the reversal of the liability.

#### 21 Retirement benefit schemes

	<b>2023</b>	<b>2022</b>
	<b>£</b>	<b>£</b>
<b>Defined contribution schemes</b>		
Charge to profit or loss in respect of defined contribution schemes	255,310	133,583
	<u>255,310</u>	<u>133,583</u>

A defined contribution pension scheme is operated for all qualifying employees. The assets of the scheme are held separately from those of the group in an independently administered fund.

# VISION ENGINEERING LIMITED

## NOTES TO THE GROUP FINANCIAL STATEMENTS (CONTINUED)

FOR THE YEAR ENDED 31 MARCH 2023

### 22 Share capital

Group and company	2023	2022	2023	2022
Ordinary share capital	Number	Number	£	£
Issued and fully paid				
Ordinary shares of £1 each	24,555	24,555	24,555	24,555

### 23 Acquisition of a business

On 12 May 2022 the group acquired 100 percent of the issued capital of Milturn Limited. Therefore by virtue of its holding in Milturn Limited it also acquired its subsidiary Milturn (Precision Engineers) Limited, a precision metal-working and metal anodising services company.

Net assets acquired	Book Value £	Adjustments £	Fair Value £
Fixed assets	355,652	-	355,652
Stock	132,807	-	132,807
Debtors	661,224	-	661,224
Creditors	(812,226)	-	(812,226)
Non current liabilities	(542,969)	-	(542,969)
Cash and cash equivalents	22,853	-	22,853
Directly attributable costs	-	(63,524)	(63,524)
Share capital	200	-	200
Total identifiable net assets	<u>(182,459)</u>	<u>(63,524)</u>	<u>(245,983)</u>
Goodwill			<u>1,664,886</u>
Total consideration			<u>1,418,903</u>
The consideration was satisfied by:			£
Cash			1,271,197
Director's loan accounts			211,230
Acquisition costs			(63,524)
			<u>1,418,903</u>

Contribution by the acquired business for the reporting period included in the group statement of comprehensive income since acquisition:

	£
Turnover	1,473,671
Loss after tax	<u>(504,858)</u>

# VISION ENGINEERING LIMITED

## NOTES TO THE GROUP FINANCIAL STATEMENTS (CONTINUED)

FOR THE YEAR ENDED 31 MARCH 2023

### 24 Operating lease commitments

#### Lessee

At the reporting end date the group had outstanding commitments for future minimum lease payments under non-cancellable operating leases, which fall due as follows:

	<b>Group</b>		<b>Company</b>	
	<b>2023</b>	<b>2022</b>	<b>2023</b>	<b>2022</b>
	<b>£</b>	<b>£</b>	<b>£</b>	<b>£</b>
Within one year	387,039	400,206	193,820	179,934
Between two and five years	335,105	430,381	260,493	328,440
	<u>722,144</u>	<u>830,587</u>	<u>454,313</u>	<u>508,374</u>

#### Lessor

The operating leases represent leases of property to third parties. The leases were negotiated over terms of 2-5 years and rentals are fixed for that period. At the balance sheet date, there are no options in place for either party to extend the lease terms.

At the reporting end date the group had contracted with tenants for the following minimum lease payments:

	<b>Group</b>		<b>Company</b>	
	<b>2023</b>	<b>2022</b>	<b>2023</b>	<b>2022</b>
	<b>£</b>	<b>£</b>	<b>£</b>	<b>£</b>
Within one year	-	111,167	-	111,167
	<u>-</u>	<u>111,167</u>	<u>-</u>	<u>111,167</u>

### 25 Controlling party

The ultimate controlling parties are M Curtis, J P Curtis and J M Freeman.

# VISION ENGINEERING LIMITED

## NOTES TO THE GROUP FINANCIAL STATEMENTS (CONTINUED)

FOR THE YEAR ENDED 31 MARCH 2023

### 26 Cash absorbed by group operations

	2023 £	2022 £
Profit for the year after tax	5,112,919	1,718,439
<b>Adjustments for:</b>		
Share of results of associates and joint ventures	27	1,985
Taxation charged	225,324	232,428
Finance costs	121,893	48,404
Investment income	(18,386)	(15,632)
Gain on disposal of tangible fixed assets	(3,864,837)	(620)
Fair value gain on other properties	(782,883)	-
Amortisation and impairment of intangible assets	152,620	-
Depreciation and impairment of tangible fixed assets	952,819	734,843
Foreign exchange gains on cash equivalents	341,621	183,993
Other gains and losses	-	348,522
<b>Movements in working capital:</b>		
Increase in stocks	(2,388,330)	(2,874,494)
Decrease/(increase) in debtors	581,167	(801,060)
(Decrease)/increase in creditors	(1,074,620)	558,548
Decrease in deferred income	-	(289,673)
<b>Cash absorbed by operations</b>	<u>(640,666)</u>	<u>(154,317)</u>

### 27 Analysis of changes in net funds - group

	1 April 2022 £	Cash flows £	Exchange rate £	31 March 2023 £
Cash at bank and in hand	9,988,472	(3,647,529)	(341,621)	5,999,322
Bank overdrafts	-	(291,804)	-	(291,804)
	<u>9,988,472</u>	<u>(3,939,333)</u>	<u>(341,621)</u>	<u>5,707,518</u>
Borrowings excluding overdrafts	(3,584,596)	1,173,920	-	(2,410,676)
Obligations under finance leases	-	(71,295)	-	(71,295)
	<u>6,403,876</u>	<u>(2,836,708)</u>	<u>(341,621)</u>	<u>3,225,547</u>